

TENNESSEE DEPARTMENT OF HEALTH

**UPDATE ON THE
HEALTHCARE SAFETY NET**

Presented to

The General Assembly,

State of Tennessee

February 18, 2010

Susan R. Cooper, M.S.N., R.N., Commissioner

I.

INTRODUCTION

This report is provided in response to Tennessee Code Annotated 68-1-123, which requires the Commissioner of Health, in consultation with the Department of Finance and Administration and any other state agencies involved in the administration of the healthcare safety net program to provide a report to the General Assembly regarding data relating to access to care and healthcare safety net adequacy related issues. The aforementioned report should address the allocation of scarce healthcare safety net resources with attention to developing a rational health care system that does not duplicate services. The report should also assess access to care in rural and underserved areas across the state. *Please note that this report is due during a calendar year period; however, references to allocation of funding and service provision throughout the report are based on the State's fiscal year.*

II.

ACCESS TO CARE AND ARRAY OF SERVICES

A. Public Health Primary Care Safety Net Expansion

1. Statewide Expansion of the Capacity of Federally Qualified Health Centers (FQHCs) or FQHC Look-A-Likes.

On January 1, 2006, the Department of Health initiated a statewide expansion of primary care services to uninsured adult Tennesseans in the following ways: (1) increasing access for acute and episodic care and chronic disease management; and (2) offering the "best care possible" via preventive physical exams and essential health screenings. These strategies assist in individual preventive health maintenance, which in turn aids significant reduction of unnecessary hospitalizations. Prior to the safety net statewide expansion of primary care services on January 1, 2006, local health departments in seventeen (17) counties across the State provided primary care in a total of (20) sites. At present, primary care services are provided in fifty-seven (57) local health department sites in fifty-one (51) counties across the State.

In fiscal year 2009, 159,384 uninsured medical encounters were provided for adult Tennesseans 19 to 64 years of age. The age and gender breakdown is listed in Table 1 below. The aforementioned encounter numbers do not include the fifteen (15) local health departments operated by the Department of Health that are also FQHCs. Those visit numbers are included in A.2. on pages two and three (2-3).

Table 1:

Local Health Department Primary Care Clinics (excluding LHD/FQHC clinics) Uninsured Adult Medical Encounters FY2008-2009							
	July – December 2008			January – June 2009			Grand Total
	Male	Female	Total	Male	Female	Total	Fiscal Year 2009
PC Age Groups	QTY	QTY	QTY	QTY	QTY	QTY	QTY
19-20 Years	408	1,555	1,963	495	2,073	2,568	9,062
21-24 Years	1,025	3,131	4,156	1,336	4,696	6,032	20,376
25-29 Years	1,181	2,880	4,061	1,703	4,908	6,611	21,344
30-34 Years	926	2,057	2,983	1,641	3,706	5,347	16,660
35-39 Years	964	1,896	2,860	1,755	3,355	5,110	15,940
40-44 Years	988	1,912	2,900	1,955	3,800	5,755	17,310
45-49 Years	1,115	1,856	2,971	2,409	4,383	6,792	19,526
50-54 Years	928	1,473	2,401	2,184	4,030	6,214	17,230
55-59 Years	568	952	1,520	1,585	2,978	4,563	12,166
60-64 Years	373	810	1,183	1,208	2,494	3,702	9,770
Grand Total	8,476	18,522	26,988	16,271	36,423	52,694	159,384

In conjunction with expanded primary care services, health departments offer prescription medications, including generic drugs, priority drug groups, patient drug assistance programs and referral for specialty care when necessary. For example, some local health departments have partnered with local hospitals. One outcome of this partnership is that some local hospitals have agreed to offer discounted diagnostic services or a limited amount of diagnostics at no charge for uninsured adult health department patients. Also, some local hospitals have allowed the health department online access to emergency room records. Finally, in addition to expanded primary care services at many local health departments, all health departments continue to provide traditional public health services such as Family Planning, Communicable Disease Management, Breast and Cervical Cancer Screening, and Women, Infants, and Children (WIC) services.

2. *State Funded Expansion of the Capacity of Federally Qualified Health Centers (FQHCs) or FQHC Look-A-Likes.*

In fiscal year 2006, twenty-three (23) FQHCs which comprised a total of eighty-four (84) sites received \$6 million in funding to expand existing capacity of primary care services in forty-one (41) of Tennessee's 95 counties. As a result of the FY06 expansion, the FQHC's were able to provide 173,362 uninsured adult medical encounters. In fiscal year 2007, another \$6 million was allocated to the FQHCs, and the FQHCs provided a total of 217,673 uninsured adult medical encounters. In fiscal year 2008, the FQHCs were allocated \$4.6 million of recurring funding and \$3 million of non-recurring funding for a total of \$7.6 million resulting in the provision of

241,737 uninsured adult medical encounters. In fiscal year 2009 the FQHCs were allocated \$6.9 million providing a total of 280,404 uninsured adult medical encounters. These data are summarized in Table 2.

Table 2:

FQHC Growth and Funding, FY2006-FY2009		
State Fiscal Year Period	Allocation	Number of Uninsured Adult Medical Encounters
FY2006	\$6,000,000	173,362
FY2007	\$6,000,000	217,673
FY2008	\$7,600,000	241,737
FY2009	\$6,900,000	280,404

*Attachment 7 contains FQHC locations.

At present, there are twenty-four (24) FQHCs with 142 sites (including sites that are also Local Health Departments) located in fifty-eight (58) of Tennessee's ninety-five (95) counties. These private, nonprofit, consumer-directed health care facilities provide high quality, cost-effective and comprehensive primary and preventive care to medically underserved and uninsured Tennesseans. According to the Tennessee Primary Care Association (TPCA), on average approximately 45% of FQHC patients are uninsured; however, that number may be as high as 75% for some centers. Several FQHCs participated in Health Disparities Collaboratives, a national effort to improve health outcomes for all medically underserved people with chronic diseases, such as diabetes, cardiovascular disease, depression and asthma. As a result of their participation in Collaboratives, these centers are consistently providing the recommended standards of care for the aforementioned health conditions, which should result in improved health outcomes for participants. In addition, FQHCs are eligible and many participate in the federal 340B Drug Pricing Program, which provides significant savings on pharmaceuticals for their patients.

After the initial implementation of the healthcare safety net, several counties were identified as having no primary care safety net provider. A grant opportunity was created for any provider or organization willing to establish a new FQHC access point for delivery of primary care services in one of these areas. The General Assembly appropriated \$2.5 million of non-recurring funding for this effort. Grants in the amount of \$500,000.00 each were awarded to three (3) FQHCs to expand primary care safety net services for uninsured adults in McMinn, Wayne, and Hickman

Counties. The McMinn and Hickman FQHCs reported being fully operational as of September 2008. The Wayne County clinic was fully operational by February 2009.

3. *Statewide Expansion of the Capacity of Selected Faith-Based, Community-Based Rural Health, and Federally Funded Centers.*

In September of 2005, the Department of Health received an appropriation of approximately \$6.3 million by the General Assembly. The Department of Health accepted, reviewed, and awarded grant applications for expansion of primary care services among faith-based, community-based, rural health, and other federally funded centers. The grant process produced an additional 67 healthcare safety net providers and created expanded capacity in 44 counties. From July 15, 2005 (date of actual TennCare disenrollment) through June 30, 2006, this further expansion of the healthcare safety net resulted in basic primary care for an additional 57, 671 uninsured adult Tennesseans (visit data was not required to be reported), which included a medical home for health conditions including hypertension, diabetes, hyperlipidemia, allergies, and asthma. In addition, laboratory services, pharmacy services and referral to specialty care are provided.

To provide continued support for the healthcare safety net, the second phase of the Healthcare Safety Net Grant Application process was initiated during fiscal year 2007. The Department of Health accepted, reviewed, and implemented forty-two (42) grant awards. The healthcare safety net grantees provided 164,608 uninsured adult medical encounters during the July 1, 2006 through June 30, 2007 period. In fiscal year 2008, forty-four (44) grant awards were issued and the healthcare safety net grantees provided 185,500 total uninsured adult medical encounters from July 1, 2007 through June 30, 2008. In fiscal year 2009, grant awards were issued to forty-one (41) safety net providers and the grantees provided 162,141 total uninsured adult medical encounters from July 1, 2008 through June 30, 2009. In fiscal year 2010, grant awards have been issued to forty-nine (49) primary care safety net providers and fifteen (15) dental safety net providers.

Throughout each of these grant application processes the Department of Health gave preference to applicants that proposed to provide primary care services to meet the needs of a Medically Underserved Area (MUA), Medically Underserved Population (MUP), or a Health Professional Shortage Area (HPSA) where current Safety Net services are limited. HPSAs are federally designated counties, parts of counties (such as census tracts), or public facilities that have been recognized as meeting or exceeding the standards of need for certain services. Primary care HPSAs meet or exceed the following thresholds:

- For a geographic designation, the population to physician ratio is at least 3,500:1

- For a population designation, a segment of the population experiences specific barriers to care and the population to physician ratio is at least 3,000:1
- For a facility designation, a public or private nonprofit medical facility is providing primary medical care services to an area or population group designated as having a shortage of primary care professional(s), and the facility has insufficient capacity to meet the primary care needs of that area or population group. A community health center or homeless clinic is an example of such a designation.

A listing of HPSAs, MUAs, and MUPs for primary care, dental, and mental health services is included as Attachments 1 and 2.

In addition to providing funding support for primary care services, the Department of Health has also continued to award grants for innovative approaches to expanding access to primary care, specialty care, and/or diagnostics for uninsured adults including, but not limited to, serving as a referral source for linking uninsured adults to these services. Four unique projects continue to receive funding in fiscal year 2010: Bridges to Care, Appalachian Mountain Project Access, Hamilton County Project Access, and Knox County Project Access.

The Bridges to Care network comprises 9 hospitals, 7 federally subsidized primary care clinics, 10 faith and public and private hospital sponsored primary care clinics, 4 dental clinics, 4 mental health centers, 3 alcohol and drug treatment centers and 654 volunteer specialty physicians. From July 1, 2008 through June 30, 2009, Bridges to Care coordinated services for 3,314 primary care medical encounters. For fiscal year 2010, Bridges to Care estimates linking an additional 2,356 uninsured adult medical encounters. The Project Access networks also provide links for the uninsured to primary care medical homes, specialty care services, and diagnostics. Appalachian Mountain Project Access has a network of approximately 400 primary care and specialty care providers, providing 5,313 medical visits in Fiscal Year 2009. AMPA is expected to deliver approximately 5,312 medical visits for uninsured adults during fiscal year 2010. The Hamilton County Project Access network comprises 634 physician volunteers, and has coordinated services for 14,500 medical encounters for the period July 1, 2008 through June 30, 2009. During the fiscal year 2010 it is projected that Hamilton County will coordinate services for 14,560 medical encounters. Knox County Project Access comprises 943 volunteer providers, 749 of whom are specialty providers. From July 1, 2008 through June 30, 2009, Knox County Project Access coordinated services for 14,000 medical encounters. Knox County Project Access is projected to deliver approximately 14,436 medical visits for uninsured adults during fiscal year 2010.

4. *Comparison of Healthcare Safety Net Uninsured Adult Medical Encounters for FY2006-2009*

Table 3:

Total Number of Uninsured Adult Medical Encounters in Tennessee				
	FY2006	FY2007	FY2008	FY2009
Local Health Departments	71,690	128,178	135,922	159,384
FQHCs	173,362	217,673	241,737	280,404
Community & Faith-Based Orgs	115,340	164,608	185,500	162,141
TOTAL	<u>360,392</u>	<u>510,459</u>	<u>563,159</u>	<u>601,929</u>

5. *Access to Statewide Dental Services*

Safety Net legislation and funding were intended to enable provision of primary care to TennCare disenrollees and was not intended to exceed the level of previous benefits (e.g., TennCare does not cover adult dental services). There is no public mandate for the Department of Health to provide dental services. We strive to address oral health needs of vulnerable citizens and currently award grants for provision of emergency dental services to uninsured adults ages 19-64.

Tennessee Department of Health (TDH) Dental Resources:

Rural

- In 53 rural counties, there are 54 dental clinics located within the local public health departments (Hawkins county has two (2) dental sites). All 54 of these clinics provided emergency dental care for adults.

Metropolitan

- Hamilton and Knox provide emergency dental care to adults at their health departments.
- Since November 2008, Davidson County indirectly provided adult emergency dental services through referral to United Neighborhood Health Services (FQHC). For FY2010, Davidson County has an agreement with Matthew Walker Comprehensive Care Clinic to see some Metro Davidson adult dental emergency patients.

- Shelby County limits dental services to patients less than 21 years of age.
- Sullivan County currently provides only dental services to patients less than 21 years of age.
- Madison County does not currently provide dental services.
- Clinics are typically staffed from 1-5 days a week.

Different levels of supplemental funding from county governments, community partnerships, and other public and private agencies and organizations contribute to variation in availability of adult dental services across the state.

Please see Attachment 3 for information pertaining to the number of patients served during the most recent two (2) state fiscal year periods.

In fiscal year 2008, the Tennessee Department of Health initiated a dental safety net program for emergency dental services for uninsured adults ages 19 through 64. Grants were awarded to seven (7) dental providers; emergency dental services (extractions) were provided to approximately 3,285 uninsured adults. In fiscal year 2009 we were able to award seven (7) contracts to these same dental providers and 6,381 extractions were performed. In fiscal year 2010 we expect approximately 19,400 uninsured adults will receive emergency dental services.

B. Behavioral Health Safety Net formerly known as “Mental Health Safety Net Expansion”

Statewide support for Existing Community Mental Health Agencies via funding for selective, healthcare safety net, behavioral health services offered by current community-based behavioral health providers

In response to Public Chapter No. 474 and Section 59 of the Appropriations Act of fiscal year 2005, the Tennessee Department of Mental Health and Developmental Disabilities (TDMHDD) developed the statewide Mental Health Safety Net (MHSN) to provide essential mental health services to people who were disenrolled from the Standard TennCare Program due to TennCare reform and were identified as Severely and Persistently Mentally III (SPMI). TDMHDD was appropriated \$11.5 million to cover core, vital mental health services that people with serious mental illness must retain to continue leading functional, productive lives. In November 2008, TennCare transferred \$4 million to TDMHDD to cover the cost of community mental health services to approximately 10,000 individuals who were terminated from the former State-Only program, thus increasing the program’s FY09 Budget to \$15.5 million. In addition to these services the Department of Finance and Administration provided funding for pharmacy services that included discounts on generic and brand name drugs plus one atypical antipsychotic drug per

month with a \$5 co-pay. Furthermore, \$2.6 million was added so that lithium and Depakote could be available with a \$5 co-pay. In FY09, TDMHDD's pharmacy partner, Cover Rx, offers over 250 generic medications and 7 antipsychotics for a tiered co-pay of between \$3 and \$12 for a 30-day supply. As of June 30, 2009, 20,347 individuals have registered for the Behavioral Health Safety Net-Mental Healthcare Safety Net. The above referenced expansion included the following activities:

- Continued access to and services delivered through maintenance of funding to the Behavioral Health Safety Net-Mental Healthcare Safety Net. On 1/1/09, eligibility criteria associated with the former State-Only program was added to the Behavioral Health Safety Net in an effort to control costs.
- Continued delivery of core mental health services through the network of Behavioral Health Safety Network of Providers including lab work related to medication management, pharmacy coordination and assistance, assessment, evaluation, diagnostic and therapeutic sessions.
- Continuation of services deliverable in pharmacological management, psychotherapy, and case management.
- Continuation of funding for pharmacy services including discounts on generic and brand name drugs, one atypical antipsychotic drug per month with tiered copay.
- Continued program support of ongoing training and networking opportunities for Behavioral Health Safety Net-Mental Healthcare Safety Net providers, which has led originally to the successful partnership with twenty (20) independent mental health agencies. In FY08, the network was reduced to 19 mental health agencies as one agency chose to cease offering community mental health services. In FY09, we continue to successfully partner with 19 community mental health providers through the addition of a new agency, and the merger of two agencies into one.

C. Special Populations

1. *Ryan White Part B Funds*

In 2006, the General Assembly appropriated \$1.2 million of recurring state funding and \$3 million of one-time state funding to assist the Department of Health with providing HIV treatment for former TennCare clients. In fiscal year 2007, the General assembly again appropriated those funds plus an additional \$3 million of healthcare safety net funding for the Ryan White Program to continue providing care. Funding for 2008 was at the same level and

was continued again in fiscal year 2009. These additional funds have allowed the Department to provide health services to more than 1,100 HIV positive clients who were disenrolled from TennCare, and a growing population of uninsured low income clients (2,256 total HIV Drug Assistance Program clients). These funds, along with approximately \$3.5 million in drug company rebates in 2009, has allowed the Department to continue serving all individuals in the growing state program with critical HIV medications and outpatient medical services.

D. Insurance Options for Uninsured

The following information was provided by representatives of the Department of Finance and Administration:

1. CoverTN

Since launching in April 2007, CoverTN has provided an affordable health insurance option to small businesses and their employees, the self-employed and working individuals who lack coverage. Administered by BlueCross BlueShield of Tennessee and offering two plan options for members, CoverTN includes eligibility for those who experienced a job loss or reduction in work hours in the last six months. This category, known as "Tennesseans Between Jobs", has continued to see growth in light of the current economic downturn.

In fall 2009, the program announced that in 2010 limits for outpatient surgical visits would increase from one to two per year and outpatient nonsurgical visits would increase from two to three. The plan will also cover annual mammogram screenings at 100 percent without being subject to any benefit limits. In addition, members will experience no premium increase in 2010, which marks three full years of the same monthly premium. The average member pays \$60 per month for their one-third share, which is matched by the state and employer.

These developments are a direct result of efficient budget management and measured growth of the program. All changes were made within the existing program budget and do not require additional improvements or expenditures.

In light of the program's limited budget and a stronger-than-expected open enrollment period in fall 2009, CoverTN will suspend new enrollment effective Dec. 31, 2009. This change does not affect current members and enables the program to continue to operate within its financial means.

CoverTN had 22,231 members as of Oct. 31, 2009.

2. *CoverKids*

Since 2007, qualifying uninsured children in Tennessee have been able to receive comprehensive health insurance through CoverKids, which serves children in families who do not qualify for TennCare but cannot afford private health coverage.

Administered by BlueCross BlueShield of Tennessee, the program covers children whose families earn within 250 percent of the federal poverty level (FPL), which was \$55,125 per year for a family of four in 2009. Families earning more than 250 percent FPL continued to have the option of buying into the plan for a per-child-per-month premium.

As a result of declining state revenues, CoverKids received no budget improvement in 2009, which resulted in the suspension of enrollment in the program after Nov. 30, 2009. While this change will prevent new applicants from entering the program, current enrollees will remain in the program and be unaffected.

The program's enrollment is expected to naturally decline due to children who reach age 19, parents obtaining coverage through their employer or private insurers or families qualifying for TennCare, which will allow CoverKids to reopen enrollment at some point later in 2010.

CoverKids had 43,735 children enrolled as of Oct. 31, 2009.

3. *AccessTN*

Steady enrollment continues in the AccessTN program which provides comprehensive coverage for Tennesseans who are chronically ill and uninsurable because of their health status. While modeled after the state employee health plan, AccessTN has changed the benefit to accommodate the unique illness burden of its members. For example, AccessTN has a 50 percent medical benefit for pre-existing conditions for six months before full benefits are paid.

Total monthly premiums in 2009 for the program range from \$284 to \$1,225, depending on the plan option selected, and on the member's age, weight and tobacco use. There are no income limits and no asset tests. Premium assistance continues to be provided to nearly 80 percent of enrollees.

Because of the high demand for premium assistance and limited funding, a waiting list is in place for new applicants and members who cannot afford the full monthly premium. This is a first come, first served list and requires the completion of the Application for Premium Assistance. The program also restructured the levels of premium assistance and now provides 20, 40 or 60 percent assistance depending on a person's income.

AccessTN had 3,871 members as of Oct. 31, 2009.

E. Pharmacy Assistance

1. CoverRx

In its third year of operation, Cover Rx is the state's pharmacy assistance program for those Tennesseans who don't have prescription drug coverage. With a formulary of more than 250 generic medications, as well as diabetic supplies and insulin, CoverRx provides affordable medications to those who may otherwise be unable to fill prescriptions.

Qualifying CoverRx members pay no monthly premiums, only low, income-based co-pays for 30- and 90-day supplies of medications. Co-pays are based on household income and each member has a five prescription per month limit.

CoverRx has always included members of the Mental Health Safety Net population, who may receive a limited supply of specific brand name mental health medications in addition to the rest of the formulary. In 2009, approximately 10,000 new members were enrolled as part of a partnership with the Department of Mental Health and Developmental Disabilities.

CoverRx had 39,288 members as of Oct. 31, 2009.

III.

SUMMARY

As directed by Tennessee Code Annotated 68-1-123, which requires the Commissioner of Health, in consultation with the Department of Finance and Administration and any other state agencies involved in the administration of the healthcare safety net program to provide a report to the General Assembly regarding data relating to access to care and healthcare safety net adequacy related issues. The Tennessee Department of Health has assessed the state of the healthcare safety net in Tennessee and evaluated "the array of services, adequacy of services, and access to care". The assessment shows a comprehensive approach for healthcare safety net services both long and short term, yet clearly delineates existing areas of on-going need. It also demonstrates a strong collaborative effort among state, public/private, not-for-profit and for-profit sectors.

Behavioral health services are available through 141 sites located in 94 of 95 counties. More than half of those eligible for mental health safety net services have enrolled in the program and are receiving benefits.

CoverTN suspended new enrollment effective December 31, 2009 due to declining state revenues and the stronger than expected open enrollment in 2009. CoverKids enrollment was suspended on December 1, 2009, however due to the natural decline of children who reach age

19, enrollment is expected to reopen during calendar year 2010. AccessTN, currently has implemented a waiting list for new applicants and existing members who cannot afford the full monthly premium.

Case management as a component of the healthcare safety net both formally and informally has significantly helped in assisting the uninsured obtain necessary services. For example, programs such as Project Access and Bridges to Care have provided thousands of uninsured Tennesseans assistance with obtaining services such as specialty care, diagnostic services, hospitalizations, and in some instances even surgical procedures at little to no cost to the individual. These models are a means to expand the patient service area in contiguous and outlying counties.

Attachments 1a, 1b, and 1c, respectively, are the most current overviews available by county of the Federal Health Professional Shortage Areas for primary care, dental health, and mental health. In addition, Attachment 2 displays the Medically Underserved Areas (MUAs) by county and census tracts. Attachment 3 is a table showing Unduplicated Dental Patients and Visits by Region and County. Attachments 4, 5, and 6 are buffer maps showing accessibility of primary care services within a 30 mile radius at local health departments, federally qualified health centers, and safety net primary care sites. Attachment 7 is a table of healthcare safety net services broken down by region and county including FQHC sites, health departments offering primary care services, faith-based or community-based grantees, mental health service providers, adult dental services through the health departments, adult dental emergency safety net sites, and adult dental services available at FQHCs.

**FEDERAL HEALTH PROFESSIONAL SHORTAGE AREAS
FOR PRIMARY CARE, DECEMBER 2009**

County	Area Name/Parts	Type of Designation
Anderson	None	No HPSAs in this county
Bedford	Low-Income Population	Population
	Wartrace Family Practice	Facility
	Unionville Family Practice	Facility
Benton	None	No HPSAs in this county
Bledsoe	All	Geographic
	Ocoee Regional Health Center	Facility
	- Bledsoe County Primary Care Center	
Blount	None	No HPSAs in this county
Bradley	Ocoee Regional Health Center	Facility
	- Cleveland Family Health Care Center	
Campbell	All	Geographic
	Dayspring Family Health Center, Inc.	Facility
	- Clear Fork Clinic	
	- Indian Mountain Clinic	
	REACHS LaFollette Community Health Center	Facility
Cannon	Low-Income Population	Population
	Upper Cumberland Primary Care Project	Facility
	- Cannon County Health Department	
Carroll	None	No HPSAs in this county
Carter	Rural Health Services Consortium, Inc.	Facility
	- Roan Mountain Medical Center	
Cheatham	All	Geographic
	Family Health Center	Facility
Chester	Low-Income Population	Population
Claiborne	Low-Income Population	Population
	Cherokee Health System	Facility
	Clear Fork Clinic	Facility
Clay	Upper Cumberland Primary Care Project	Facility
	- Clay County Health Department	
Cocke	Rural Medical Services	Facility
Coffee	None	No HPSAs in this county
Crockett	None	No HPSAs in this county
Cumberland	Low-Income Population	Population
	Cumberland County Health Department	Facility
	Cumberland Medical Center Physician's Group	Facility
Davidson	Bordeaux/Inglewood Census Tracts:	Population
	101.02	Census Tract
	109.03	Census Tract
	109.04	Census Tract
	110.01	Census Tract
	110.02	Census Tract
	113	Census Tract
	114	Census Tract
	117	Census Tract
	118	Census Tract
	119	Census Tract
	123	Census Tract
	124	Census Tract
	125	Census Tract
	126	Census Tract
	127.01	Census Tract
	127.02	Census Tract
	128.01	Census Tract
	128.02	Census Tract

*Counties highlighted in gray have no HPSAs.

**FEDERAL HEALTH PROFESSIONAL SHORTAGE AREAS
FOR PRIMARY CARE, DECEMBER 2009**

County	Area Name/Parts	Type of Designation
Davidson (continued)	South Nashville/Vine Hill Census Tracts:	Population
	148	Census Tract
	160	Census Tract
	161	Census Tract
	162	Census Tract
	163	Census Tract
	170	Census Tract
	171	Census Tract
	Healthcare for the Homeless, Nashville Metropolitan Health Department	Facility
	United Neighborhood Health Services, Inc.	Facility
	- Cayce Family Health Center	
	- Waverly Belmont Family Health Center	
	- Southside Family Health Center	
	- Sam Levy-McFerrin Park Community Clinic	
	- Caldwell Early Child Development Center Clinic	
	- Maplewood High School Health Center	
	- Dalewood School Clinic	
	Matthew Walker Comprehensive Health Center, Inc.	Facility
	Stewart County CHC	Facility
Decatur	Jennings Family Medical Clinic	Facility
DeKalb	Upper Cumberland Primary Care Project	Facility
	- DeKalb County Health Department	
Dickson	None	No HPSAs in this county
Dyer	Low-Income Population	Population
Fayette	All	Geographic
	Rossville Health Center	Facility
Fentress	All	Geographic
	Upper Cumberland Primary Care Project	Facility
	- Fentress County Health Department	
Franklin	None	No HPSAs in this county
Gibson	None	No HPSAs in this county
Giles	None	No HPSAs in this county
Grainger	Low-Income Population	Population
	Cherokee Health Systems	Facility
	- Bean Station Medical Center	
	- Blaine Health Center	
	- Rutledge Health Center	
	Union Grainger Primary Care	Facility
	- Washburn Medical Center	
Greene	None	No HPSAs in this county
Grundy	All	Geographic
	Grundy County Primary Care Center	Facility
Hamblen	Cherokee Health Systems	Facility
Hamilton	Middle Valley	Geographic
	- Sale Creek Division – Minor Civil Division	
	- Soddy-Daisy Division – Minor Civil Division	
	- Middle Valley Division – Minor Civil Division	
	- Ooltewah Division – Minor Civil Division	
	- Signal Mountain Division – Minor Civil Division	
	- Snow Hill Division – Minor Civil Division	
	County Health Department – CHC	Facility
	Erlanger Health System – CHC	Facility
	Southside Community Health Center	Facility
	- Southside Community Health Center	
	- Dodson Ave. Community Health Center	
Hancock	All	Geographic
	Rural Health Services Consortium, Inc.	Facility
	- Hancock Medical Center	

*Counties highlighted in gray have no HPSAs.

**FEDERAL HEALTH PROFESSIONAL SHORTAGE AREAS
FOR PRIMARY CARE, DECEMBER 2009**

County	Area Name/Parts	Type of Designation
Hancock (continued)	- Sneedville Medical Center - West Main Street Medical Center	
Hardeman	All	Geographic
	Hardeman County Community Health Center	Facility
	New Hope Family Health Center, Inc	Facility
Hardin	Hardin County Regional Health Center	Facility
Hawkins	Rodgersville Service Area	Geographic
	- Beech Creek CCD – Minor Civil Division	
	- Bulls Gap CCD – Minor Civil Division	
	- Eidson CCD – Minor Civil Division	
	- Mooresburg CCD – Minor Civil Division	
	- Rodgersville CCD – Minor Civil Division	
	- Surgoinsville CCD – Minor Civil Division	
	Rural Health Services Consortium	Facility
	- Bulls Gap Medical Center	
	- Hawkins Medical Center	
	- West Main Medical Center	
Haywood	All	Geographic
	Haywood County Community Health Center	Facility
	- Stanton Health Center	
Henderson	All	Geographic
Henry	None	No HPSAs in this county
Hickman	All	Geographic
Houston	All	Geographic
Humphreys	None	No HPSAs in this county
Jackson	All	Geographic
	Upper Cumberland Primary Care Project	Facility
	- Jackson County Health Department	
Jefferson	None	No HPSAs in this county
Johnson	All	Geographic
	Rural Health Services Consortium, Inc.	Facility
	- Mountain City Medical Center	
Knox	Lakeshore Mental Health	Facility
Lake	All	Geographic
	Rural Health Clinics of West TN, LLC	Facility
	Citizens of Lake County for Health Care, Inc.	Facility
	- Lake County Primary Health Care Center	
	- William B. Acree Clinic	
Lauderdale	All	Geographic
	Christian Family Medicine	Facility
	Rural Health Clinics of West Tennessee – East Main	Facility
	Rural Health Clinics of West Tennessee – Anthony Site	Facility
Lawrence	Low-Income Population	Population
Lewis	All	Geographic
Lincoln	None	No HPSAs in this county
Loudon	None	No HPSAs in this county
Macon	Low –Income Population	Population
	Upper Cumberland Primary Care Project	Facility
	- Macon County Health Department	
Madison	East Jackson Census Tracts:	Geographic
	4	Census Tract
	5	Census Tract
	6	Census Tract
	7	Census Tract
	8	Census Tract
	9	Census Tract
	10	Census Tract
	11	Census Tract

*Counties highlighted in gray have no HPSAs.

**FEDERAL HEALTH PROFESSIONAL SHORTAGE AREAS
FOR PRIMARY CARE, DECEMBER 2009**

County	Area Name/Parts	Type of Designation
Marion	None	No HPSAs in this county
Marshall	All	Geographic
Maury	None	No HPSAs in this county
McMinn	None	No HPSAs in this county
McNairy	None	No HPSAs in this county
Meigs	All	Geographic
	Ocoee Regional Health Center - Meigs County Primary Care Center	Facility
Monroe	Chota Community Health Services	Facility
Montgomery	None	No HPSAs in this county
Moore	Low-Income Population	Population
Morgan	All	Geographic
	Morgan County Health Council, Inc. - Morgan County Medical Center - Deer Lodge Medical Center	Facility
Obion	None	No HPSAs in this county
Overton	Upper Cumberland Primary Care Project - Overton County Health Department	Facility
Perry	Perry County Medical Center	Facility
Pickett	None	No HPSAs in this county
Polk	Ocoee Regional Health Center	Facility
Putnam	Upper Cumberland Regional TN Department of Health Baxter Medical Clinic	Facility Facility
Rhea	Low-Income Population	Population
	Ocoee Regional Health Center - Rhea County Primary Care Center	Facility
Roane	Low-Income Population	Population
	Mountain City Medical Center	Facility
Robertson	None	No HPSAs in this county
Rutherford	None	No HPSAs in this county
Scott	Mountain People's Health Council	Facility
Sequatchie	None	No HPSAs in this county
Sevier	None	No HPSAs in this county
Shelby	Northwest Memphis Census Tracts:	Population
	2	Census Tract
	3	Census Tract
	4	Census Tract
	5	Census Tract
	6	Census Tract
	7	Census Tract
	8	Census Tract
	9	Census Tract
	10	Census Tract
	11	Census Tract
	12	Census Tract
	13	Census Tract
	14	Census Tract
	15	Census Tract
	17	Census Tract
	18	Census Tract
	19	Census Tract

*Counties highlighted in gray have no HPSAs.

**FEDERAL HEALTH PROFESSIONAL SHORTAGE AREAS
FOR PRIMARY CARE, DECEMBER 2009**

County	Area Name/Parts	Type of Designation	
Shelby (continued)	20	Census Tract	
	21	Census Tract	
	22	Census Tract	
	23	Census Tract	
	24	Census Tract	
	25	Census Tract	
	27	Census Tract	
	28	Census Tract	
	30	Census Tract	
	36	Census Tract	
	89	Census Tract	
	90	Census Tract	
	99	Census Tract	
	100	Census Tract	
	101.10	Census Tract	
	101.20	Census Tract	
	102.10	Census Tract	
	102.20	Census Tract	
	103	Census Tract	
	205.21	Census Tract	
	205.22	Census Tract	
		Southwest Memphis Census Tracts:	Population
		37	Census Tract
		38	Census Tract
		39	Census Tract
		40	Census Tract
		41	Census Tract
		44	Census Tract
		45	Census Tract
		46	Census Tract
		47	Census Tract
		48	Census Tract
		49	Census Tract
		50	Census Tract
		51	Census Tract
		53	Census Tract
		54	Census Tract
		55	Census Tract
		56	Census Tract
		57	Census Tract
		58	Census Tract
		59	Census Tract
		60	Census Tract
		61	Census Tract
		62	Census Tract
		63	Census Tract
		64	Census Tract
		65	Census Tract
		66	Census Tract
		67	Census Tract
		68	Census Tract
		69	Census Tract
		70	Census Tract
		73	Census Tract
		74	Census Tract
		75	Census Tract
		78.10	Census Tract
		78.21	Census Tract
		78.22	Census Tract
		79	Census Tract
		80	Census Tract

*Counties highlighted in gray have no HPSAs.

**FEDERAL HEALTH PROFESSIONAL SHORTAGE AREAS
FOR PRIMARY CARE, DECEMBER 2009**

County	Area Name/Parts	Type of Designation
Shelby (continued)	81.10	Census Tract
	81.20	Census Tract
	82	Census Tract
	84	Census Tract
	104.10	Census Tract
	104.20	Census Tract
	105	Census Tract
	106.10	Census Tract
	106.20	Census Tract
	106.30	Census Tract
	108.10	Census Tract
	109	Census Tract
	110.10	Census Tract
	110.20	Census Tract
	217.31	Census Tract
	220.10	Census Tract
	220.21	Census Tract
	220.22	Census Tract
	221.11	Census Tract
	221.12	Census Tract
	222.10	Census Tract
	222.20	Census Tract
	223.10	Census Tract
	223.21	Census Tract
	223.22	Census Tract
	223.30	Census Tract
	224.10	Census Tract
	224.21	Census Tract
	224.22	Census Tract
	Federal Correctional Institution, Memphis	Facility
	Low Income Population in Millington Census Tracts:	Population
	201.00	Census Tract
	202.10	Census Tract
	203.00	Census Tract
	204.00	Census Tract
	Christ Community Medical Clinic - Third Street Clinic - Broad Ave Health Center - Hope Health Center	Facility
	Memphis Health Center, Inc. - Memphis Health Center - Greenlaw Health Center - Rossville Health Center - Homeless Health Center - Lemoyne Owen Center	Facility
Smith	Upper Cumberland Primary Care Project - Smith County Health Department	Facility
Stewart	All	Geographic
Sullivan	Rural Health Services Consortium, Inc. - Bluff City Medical Center - Kingsport Medical Center	Facility
Sumner	None	No HPSAs in this county
Tipton	None	No HPSAs in this county
Trousdale	None	No HPSAs in this county
Unicoi	None	No HPSAs in this county
Union	All	Geographic
	Union Grainger Primary Care - Union County Medical Center	Facility
Van Buren	All	Geographic

*Counties highlighted in gray have no HPSAs.

**FEDERAL HEALTH PROFESSIONAL SHORTAGE AREAS
FOR PRIMARY CARE, DECEMBER 2009**

County	Area Name/Parts	Type of Designation
Van Buren (continued)	Upper Cumberland Primary Care Project - Van Buren County Health Department	Facility
Warren	Pioneer Practice	Facility
Washington	East Tennessee State University	Facility
	Rural Health Services Consortium, Inc. - Limestone Medical Center	Facility
Wayne	Low-Income Population	Population
Weakley	Low-Income Population	Population
White	None	No HPSAs in this county
Williamson	Prohealth Rural Health Services, Inc.	Facility
Wilson	None	No HPSAs in this county

*Counties highlighted in gray have no HPSAs.

**FEDERAL HEALTH PROFESSIONAL SHORTAGE AREAS
FOR DENTAL CARE, DECEMBER 2009**

County	Area Name/Parts	Type of Designation
Anderson	Low-Income Population	Population
Bedford	Low-Income Population	Population
Benton	Low-Income Population	Population
Bledsoe	Low-Income Population	Population
	Ocoee Regional Health Center - Bledsoe County Primary Care Center	Facility
Blount	None	No HPSAs in this county
Bradley	Low-Income Population	Population
Campbell	All	Geographic
	Dayspring Family Health - Clear Fork Clinic - Indian Mountain Clinic	Facility
	REACHS Community Health Center	Facility
Cannon	Low-Income Population	Population
	Upper Cumberland Primary Care Project - Cannon County Health Department	Facility
Carroll	Low-Income Population	Population
Carter	Low-Income Population	Population
	Rural Health Services Consortium, Inc. - Roan Mountain Medical Center	Facility
Cheatham	All	Geographic
Chester	Low-Income Population	Population
Claiborne	Low-Income Population	Population
Clay	Low-Income Population	Population
Cocke	All	Geographic
	Rural Medical Services, Inc. - Bogard Center - Grassy Fork Center - Parrottsville Center - Newport Center	Facility
Coffee	Low-Income Population	Population
Crockett	Low-Income Population	Population
Cumberland	Low-Income Population	Population
	Cumberland Medical Center Physician's Group	Facility
Davidson	Bordeaux/Inglewood Census Tracts:	Geographic
	101.02	Census Tract
	109.03	Census Tract
	109.04	Census Tract
	110.01	Census Tract
	110.02	Census Tract
	113	Census Tract
	114	Census Tract
	117	Census Tract
	118	Census Tract
	119	Census Tract
	123	Census Tract
	124	Census Tract
	125	Census Tract
	126	Census Tract
	127.01	Census Tract
	127.02	Census Tract
	128.01	Census Tract
	128.02	Census Tract
	South Nashville/Vine Hill Census Tracts:	Geographic
	148	Census Tract

*Counties highlighted in gray have no HPSAs.

Please note: Not all designated facilities provide dental services.

**FEDERAL HEALTH PROFESSIONAL SHORTAGE AREAS
FOR DENTAL CARE, DECEMBER 2009**

County	Area Name/Parts	Type of Designation
Davidson (continued)	160	Census Tract
	161	Census Tract
	162	Census Tract
	163	Census Tract
	170	Census Tract
	171	Census Tract
	Healthcare for the Homeless/Nashville Metropolitan Health Department	Facility
	United Neighborhood Health	Facility
	Matthew Walker Comprehensive Health Center, Inc.	Facility
	Stewart County CHC	Facility
	University Community Health Services	Facility
Decatur	Low-Income Population	Population
DeKalb	Low-Income Population	Population
	Upper Cumberland Primary Care Project - DeKalb County Health Department	Facility
Dickson	None	No HPSAs in this county
Dyer	Low-Income Population	Population
Fayette	Low-Income Population	Population
Fentress	Low-Income Population	Population
Franklin	Low-Income Population	Population
Gibson	Low-Income Population	Population
Giles	Low-Income Population	Population
Grainger	Low-Income Population	Population
	Union Grainger Primary Care - Washburn Medical Center	Facility
Greene	Low-Income Population	Population
	Rural Health Services Consortium, Inc. - Baileyton Medical Center	Facility
Grundey	All	Geographic
Hamblen	Low-Income Population	Population
	Cherokee Health Systems	Facility
	Union Grainger Primary Care	Facility
Hamilton	Low Income Population	Population
	Chattanooga/East Ridge Census Tracts:	Population
	1	Census Tract
	2	Census Tract
	3	Census Tract
	4	Census Tract
	10	Census Tract
	11	Census Tract
	12	Census Tract
	13	Census Tract
	14	Census Tract
	15	Census Tract
	16	Census Tract
	18	Census Tract
	19	Census Tract
	20	Census Tract
	23	Census Tract
	24	Census Tract
	25	Census Tract
	26	Census Tract
	28	Census Tract
	29	Census Tract
	30	Census Tract
	31	Census Tract

*Counties highlighted in gray have no HPSAs.

Source: Bureau of Health Professions, Health Resources and Services Administration, National Center for Health Workforce Analysis, U.S. Department of Health and Human Services

Please note: Not all designated facilities provide dental services.

**FEDERAL HEALTH PROFESSIONAL SHORTAGE AREAS
FOR DENTAL CARE, DECEMBER 2009**

County	Area Name/Parts	Type of Designation
Hamilton (continued)	32	Census Tract
	33	Census Tract
	34	Census Tract
	114.03	Census Tract
	115	Census Tract
	116	Census Tract
	117	Census Tract
	118	Census Tract
	119	Census Tract
	121	Census Tract
	North Chattanooga Census Tracts:	Population
	6	Census Tract
	7	Census Tract
	8	Census Tract
	106	Census Tract
	107	Census Tract
	108	Census Tract
	109	Census Tract
	Chattanooga/Hamilton County Health Department	Facility
	Erlanger Health Systems	Facility
Hancock	All	Geographic
Hardeman	Low-Income Population	Population
	Hardeman County Community Health Center	Facility
Hardin	Low-Income Population	Population
	Hardin County Regional Health Center	Facility
Hawkins	Low-Income Population	Population
	Rural Health Services Consortium, Inc.	Facility
	- Bulls Gap Medical Center	
	- Hawkins Medical Center	
Haywood	Low-Income Population	Population
Henderson	Low-Income Population	Population
Henry	Low-Income Population	Population
Hickman	Low-Income Population	Population
Houston	All	Geographic
Humphreys	All	Geographic
Jackson	Low-Income Population	Population
Jefferson	Low-Income Population	Population
Johnson	Low-Income Population	Population
Knox	Low-Income Population	Population
	1	Census Tract
	2	Census Tract
	3	Census Tract
	4	Census Tract
	5	Census Tract
	6	Census Tract
	7	Census Tract
	8	Census Tract
	9	Census Tract
	10	Census Tract
	11	Census Tract
	12	Census Tract
	13	Census Tract
	14	Census Tract
	15	Census Tract
	16	Census Tract
	17	Census Tract
	18	Census Tract
	19	Census Tract

*Counties highlighted in gray have no HPSAs.

Source: Bureau of Health Professions, Health Resources and Services Administration, National Center for Health Workforce Analysis, U.S. Department of Health and Human Services

Please note: Not all designated facilities provide dental services.

**FEDERAL HEALTH PROFESSIONAL SHORTAGE AREAS
FOR DENTAL CARE, DECEMBER 2009**

County	Area Name/Parts	Type of Designation
Knox (continued)	20	Census Tract
	24	Census Tract
	26	Census Tract
	27	Census Tract
	28	Census Tract
	29	Census Tract
	30	Census Tract
Lake	All	Geographic
	Lake County Community Health Center	Facility
	Rural Health Clinics of West Tennessee, LLC	Facility
Lauderdale	Low-Income Population	Population
	Christian Family Medicine, Inc.	Facility
	Rural Health Clinics of West Tennessee – East Main	Facility
	Rural Health Clinics of West Tennessee – Anthony Site	Facility
Lawrence	All	Geographic
Lewis	All	Geographic
Lincoln	Low-Income Population	Population
Loudon	None	No HPSAs in this county
Macon	Low-Income Population	Population
Madison	Low-Income Population	Population
Marion	All	Geographic
Marshall	All	Geographic
Maury	None	No HPSAs in this county
McMinn	Low-Income Population	Population
McNairy	Low-Income Population	Population
Meigs	All	Geographic
Monroe	Low-Income Population	Population
	Chota Community Health Services	Facility
Montgomery	Low-Income Population	Population
Moore	All	Geographic
Morgan	Low-Income Population	Population
	Morgan County Health Council, Inc.	Facility
	- Morgan County Medical Center	
	- Deer Lodge Medical Center	
Obion	Low-Income Population	Population
Overton	All	Geographic
	Upper Cumberland Primary Care Project	Facility
	- Overton County Health Department	
Perry	All	Geographic
	Perry County Medical Center, Inc	Facility
Pickett	Low-Income Population	Population
Polk	Low-Income Population	Population
	Ocoee Regional Health Center	Facility
	- Benton Family Health Care Center	
Putnam	Low-Income Population	Population
	Upper Cumberland Primary Care Project	Facility
	- Putnam County Health Department	
Rhea	Low-Income Population	Population
Roane	Low-Income Population	Population
Robertson	None	No HPSAs in this county
Rutherford	None	No HPSAs in this county
Scott	Low-Income Population	Population
	Mountain People's Health Council, Inc.	Facility
	- Huntsville Primary Care Center	
	- Area Health Center	

*Counties highlighted in gray have no HPSAs.

Source: Bureau of Health Professions, Health Resources and Services Administration, National Center for Health Workforce Analysis, U.S. Department of Health and Human Services

Please note: Not all designated facilities provide dental services.

**FEDERAL HEALTH PROFESSIONAL SHORTAGE AREAS
FOR DENTAL CARE, DECEMBER 2009**

County	Area Name/Parts	Type of Designation
Scott (continued)	- Highland Health Center - Mountain People's Oneida Office - Winfield Medical Center	
Sequatchie	Low-Income Population	Population
Sevier	Low-Income Population	Population
Shelby	SW Memphis/Whitehaven-Levi Census Tracts:	Population
	37	Census Tract
	38	Census Tract
	39	Census Tract
	40	Census Tract
	41	Census Tract
	44	Census Tract
	45	Census Tract
	46	Census Tract
	47	Census Tract
	48	Census Tract
	49	Census Tract
	50	Census Tract
	51	Census Tract
	53	Census Tract
	54	Census Tract
	55	Census Tract
	56	Census Tract
	57	Census Tract
	58	Census Tract
	59	Census Tract
	60	Census Tract
	61	Census Tract
	62	Census Tract
	63	Census Tract
	64	Census Tract
	65	Census Tract
	66	Census Tract
	67	Census Tract
	68	Census Tract
	69	Census Tract
	70	Census Tract
	73	Census Tract
	74	Census Tract
	75	Census Tract
	78.10	Census Tract
	78.21	Census Tract
	78.22	Census Tract
	79	Census Tract
	80	Census Tract
	81.10	Census Tract
	81.20	Census Tract
	82	Census Tract
	84	Census Tract
	104.10	Census Tract
	104.20	Census Tract
	105	Census Tract
	106.10	Census Tract
	106.20	Census Tract
	106.30	Census Tract
	108.10	Census Tract
	109	Census Tract

*Counties highlighted in gray have no HPSAs.

Source: Bureau of Health Professions, Health Resources and Services Administration, National Center for Health Workforce Analysis, U.S. Department of Health and Human Services.

Please note: Not all designated facilities provide dental services.

FEDERAL HEALTH PROFESSIONAL SHORTAGE AREAS
FOR DENTAL CARE, DECEMBER 2009

County	Area Name/Parts	Type of Designation
Shelby (continued)	110.10	Census Tract
	110.20	Census Tract
	217.31	Census Tract
	220.10	Census Tract
	220.21	Census Tract
	220.22	Census Tract
	221.11	Census Tract
	221.12	Census Tract
	222.10	Census Tract
	222.20	Census Tract
	223.10	Census Tract
	223.21	Census Tract
	223.22	Census Tract
	223.30	Census Tract
	224.10	Census Tract
	224.21	Census Tract
	224.22	Census Tract
	Millington Census Tracts:	Population
	201.00	Census Tract
	202.10	Census Tract
	203.00	Census Tract
	204.00	Census Tract
	NW Memphis/Frayser Census Tracts:	Population
	2.00	Census Tract
	3.00	Census Tract
	4.00	Census Tract
	5.00	Census Tract
	6.00	Census Tract
	7.00	Census Tract
	8.00	Census Tract
	9.00	Census Tract
	10.00	Census Tract
	11.00	Census Tract
	12.00	Census Tract
	13.00	Census Tract
	14.00	Census Tract
	15.00	Census Tract
	17.00	Census Tract
	18.00	Census Tract
	19.00	Census Tract
	20.00	Census Tract
	21.00	Census Tract
	22.00	Census Tract
	23.00	Census Tract
	24.00	Census Tract
	25.00	Census Tract
	27.00	Census Tract
28.00	Census Tract	
30.00	Census Tract	
34.00	Census Tract	
36.00	Census Tract	
88.00	Census Tract	
89.00	Census Tract	
90.00	Census Tract	
99.00	Census Tract	
100.00	Census Tract	
101.10	Census Tract	
101.20	Census Tract	

*Counties highlighted in gray have no HPSAs.

Source: Bureau of Health Professions, Health Resources and Services Administration, National Center for Health Workforce Analysis, U.S. Department of Health and Human Services

Please note: Not all designated facilities provide dental services.

**FEDERAL HEALTH PROFESSIONAL SHORTAGE AREAS
FOR DENTAL CARE, DECEMBER 2009**

County	Area Name/Parts	Type of Designation
Shelby (continued)	102.10	Census Tract
	102.20	Census Tract
	103.00	Census Tract
	205.11	Census Tract
	205.12	Census Tract
	205.21	Census Tract
	205.22	Census Tract
	205.42	Census Tract
	Christ Community Medical Center - Third Street Clinic - Broad Ave. Health Center - Outreach Services	Facility
	Federal Correction Institution, Memphis	Facility
	Memphis Health Center, Inc. - Memphis Health Center - Greenlaw Health Center - Rossville Health Center - Homeless Health Center - LeMoyné-Owen Center	Facility
Smith	All	Geographic
Stewart	Low-Income Population	Population
Sullivan	Low-Income Population	Population
Sullivan (continued)	Rural Health Services Consortium, Inc. - Bluff City Medical Center - Kingsport Medical Center	Facility
Sumner	None	No HPSAs in this county
Tipton	All	Geographic
Trousdale	Low-Income Population	Population
Unicoi	Low-Income Population	Population
Union	Low-Income Population	Population
Van Buren	All	Geographic
Warren	Low-Income Population	Population
	Pioneer Pediatrics	Facility
Washington	Low-Income Population	Population
	East Tennessee State University - CHC	Facility
Wayne	Low-Income Population	Population
Weakley	All	Geographic
White	Low-Income Population	Population
	Upper Cumberland Primary Care Project - White County Health Department	Facility
Williamson	Pro Health Rural Health Services	Facility
Wilson	None	No HPSAs in this county

*Counties highlighted in gray have no HPSAs.

Please note: Not all designated facilities provide dental services.

**FEDERAL HEALTH PROFESSIONAL SHORTAGE AREAS
FOR MENTAL HEALTH, DECEMBER 2009**

County	Catchment Area	Area Name/Parts	Type of Designation
Anderson		None	No HPSAs in this county
Bedford	19	All	Geographic
Benton	21	All	Geographic
Bledsoe	12	All	Geographic
Blount		None	No HPSAs in this county
Bradley	10	All	Geographic
Campbell		Dayspring Family Health Center, Inc. - Clear Fork Clinic - Indian Mountain Clinic	Facility
		REACHS LaFollette Community Health Center	Facility
Cannon	9	All	Geographic
Carroll	21	All	Geographic
Carter		Rural Health Services Consortium, Inc. - Roan Mountain Medical Center	Facility
Cheatham	14	All	Geographic
Chester	24	All	Geographic
Claiborne	5	All	Geographic
Clay	9	All	Geographic
Cocke	5	All	Geographic
		Rural Medical Services, Inc. - Bogard Center - Grassy Fork Center - Parrottsville Center - Newport Center	Facility
Coffee	19	All	Geographic
Crockett	22	All	Geographic
Cumberland	9	All	Geographic
		Cumberland Medical Center Physician's Group	Facility
Davidson		Middle Tennessee Mental Health Institute	Facility
		Healthcare For The Homeless/Nashville Metropolitan Health Department	Facility
		United Neighborhood Health Services, Inc. - Cayce Family Health Center - Waverly Belmont Family Health Center - Southside Family Health Center - Sam Levy-McFerrin Park Community Clinic - Caldwell Early Child Development Center Clinic - Maplewood High School Health Center - Dalewood School Clinic	Facility
		Stewart County CHC	Facility
		Matthew Walker Comprehensive Health Center, Inc.	Facility
		University Community Health Services	Facility
Decatur	24	All	Geographic
DeKalb	9	All	Geographic
Dickson	14	All	Geographic
Dyer	22	All	Geographic
Fayette	25	All	Geographic
Fentress	9	All	Geographic
Franklin	19	All	Geographic
Gibson	21	All	Geographic
Giles	20	All	Geographic
Grainger	5	All	Geographic
Greene	4	All	Geographic
Grundy	12	All	Geographic

*Counties highlighted in gray have no HPSAs.

**FEDERAL HEALTH PROFESSIONAL SHORTAGE AREAS
FOR MENTAL HEALTH, DECEMBER 2009**

County	Catchment Area	Area Name/Parts	Type of Designation
Hamblen	5	All	Geographic
		Cherokee Health Systems	Facility
		Union Grainger Primary Care	Facility
Hamilton		Chattanooga/Hamilton County Health Department	Facility
		Erlanger Health Systems	Facility
Hancock	4	All	Geographic
Hardeman	24	All	Geographic
		Hardeman County Community Health Center	Facility
		Western State Mental Health Institution	Facility
Hardin	24	All	Geographic
Hawkins	4	All	Geographic
		Rural Health Services Consortium, Inc.	Facility
		- Bulls Gap Medical Center	
		- Hawkins Medical Center	
Haywood	23	All	Geographic
Henderson	23	All	Geographic
Henry	21	All	Geographic
Hickman	20	All	Geographic
Houston	14	All	Geographic
Humphreys	14	All	Geographic
Jackson	9	All	Geographic
Jefferson	5	All	Geographic
Johnson		Rural Health Services Consortium, Inc.	Facility
		- Mountain City Medical Center	
Knox		None	No HPSAs in this county
Lake	22	All	Geographic
		Rural Health Clinics of West Tennessee, LLC	Facility
		Citizens of Lake County for Health Care, Inc.	Facility
		- Lake County Primary Health Care Center	
		- William B. Acree Clinic	
Lauderdale	25	All	Geographic
		Christian Family Medicine, Inc.	Facility
		Rural Health Clinics of West Tennessee – West Main	Facility
		Rural Health Clinics of West Tennessee – Anthony Site	Facility
Lawrence	20	All	Geographic
Lewis	20	All	Geographic
Lincoln	19	All	Geographic
Loudon		None	No HPSAs in this county
Macon	9	All	Geographic
Madison	23	All	Geographic
Marion	12	All	Geographic
Marshall	20	All	Geographic
Maury	20	All	Geographic
McMinn	10	All	Geographic
McNairy	24	All	Geographic
Meigs	10	All	Geographic
Monroe		CHOTA Community Health Center	Facility
Montgomery	14	All	Geographic
Moore	19	All	Geographic
Morgan		Morgan County Health Council, Inc.	Facility
		- Morgan County Medical Center	
		- Deer Lodge Medical Center	
Obion	22	All	Geographic
Overton	9	All	Geographic
Perry	20	All	Geographic

*Counties highlighted in gray have no HPSAs.

FEDERAL HEALTH PROFESSIONAL SHORTAGE AREAS
FOR MENTAL HEALTH, DECEMBER 2009

County	Catchment Area	Area Name/Parts	Type of Designation
		Perry County Medical Center, Inc.	Facility
Pickett	9	All	Geographic
Polk	10	All	Geographic
		Ocoee Regional Health Center - Benton Family Health Care Center	Facility
Putnam	9	All	Geographic
		Upper Cumberland Primary Care Project	Facility
		Smith County Health	Facility
Roane		None	No HPSAs in this county
Rhea	12	All	Geographic
Robertson	14	All	Geographic
Rutherford		None	No HPSAs in this county
Scott		Mountain People's Health Council, Inc. - Huntsville Primary Care Center - Area Health Center - Highland Health Center - Mountain People's Oneida Office - Winfield Medical Center	Facility
Sequatchie	12	All	Geographic
Sevier		None	No HPSAs in this county
Shelby		Low-Income Population	Population
		Memphis Health Center, Inc. - Memphis Health Center - Greenlaw Health Center - Rossville Health Center - Homeless Health Center - LeMoyné Owen Center	Facility
		Northwest Memphis/Frayser Census Tracts	Population
		2	Census Tract
		3	Census Tract
		4	Census Tract
		5	Census Tract
		6	Census Tract
		7	Census Tract
		8	Census Tract
		9	Census Tract
		10	Census Tract
		11	Census Tract
		12	Census Tract
		13	Census Tract
		14	Census Tract
		15	Census Tract
		17	Census Tract
		18	Census Tract
		19	Census Tract
		20	Census Tract
		21	Census Tract
		22	Census Tract
		23	Census Tract
		24	Census Tract
		25	Census Tract
		27	Census Tract
		28	Census Tract
		30	Census Tract
		34	Census Tract

*Counties highlighted in gray have no HPSAs.

FEDERAL HEALTH PROFESSIONAL SHORTAGE AREAS
FOR MENTAL HEALTH, DECEMBER 2009

County	Catchment Area	Area Name/Parts	Type of Designation
Shelby (cont)		36	Census Tract
		89	Census Tract
		90	Census Tract
		99	Census Tract
		100	Census Tract
		101.10	Census Tract
		101.20	Census Tract
		102.10	Census Tract
		102.20	Census Tract
		103	Census Tract
		205.21	Census Tract
		205.22	Census Tract
		Southwest Memphis/Whitehaven-Levi Census Tracts:	Population
		37	Census Tract
		38	Census Tract
		39	Census Tract
		40	Census Tract
		41	Census Tract
		44	Census Tract
		45	Census Tract
		46	Census Tract
		47	Census Tract
		48	Census Tract
		49	Census Tract
		50	Census Tract
		51	Census Tract
		53	Census Tract
		54	Census Tract
		55	Census Tract
		56	Census Tract
		57	Census Tract
		58	Census Tract
		59	Census Tract
		60	Census Tract
		61	Census Tract
		62	Census Tract
		63	Census Tract
		64	Census Tract
		65	Census Tract
		66	Census Tract
		67	Census Tract
		68	Census Tract
		69	Census Tract
		70	Census Tract
		73	Census Tract
		74	Census Tract
		75	Census Tract
		78.10	Census Tract
		78.21	Census Tract
		78.22	Census Tract
		79	Census Tract
		80	Census Tract
		81.10	Census Tract
		81.20	Census Tract
		82	Census Tract
		84	Census Tract

*Counties highlighted in gray have no HPSAs.

**FEDERAL HEALTH PROFESSIONAL SHORTAGE AREAS
FOR MENTAL HEALTH, DECEMBER 2009**

County	Catchment Area	Area Name/Parts	Type of Designation
Shelby (cont)		104.10	Census Tract
		104.20	Census Tract
		105	Census Tract
		106.10	Census Tract
		106.20	Census Tract
		106.30	Census Tract
		108.10	Census Tract
		109	Census Tract
		110.10	Census Tract
		110.20	Census Tract
		217.31	Census Tract
		220.10	Census Tract
		220.21	Census Tract
		220.22	Census Tract
		221.11	Census Tract
		221.12	Census Tract
		222.10	Census Tract
		222.20	Census Tract
		223.10	Census Tract
		223.21	Census Tract
		223.22	Census Tract
		223.30	Census Tract
		224.10	Census Tract
		224.21	Census Tract
		224.22	Census Tract
		Federal Correctional Institution, Memphis	Facility
		Low Income Population in Millington Census Tracts:	Population
		201.00	Census Tract
		202.10	Census Tract
		203.00	Census Tract
		204.00	Census Tract
Smith	9	All	Geographic
Stewart	14	All	Geographic
Sullivan		None	No HPSAs in this county
Sumner	31	All	Geographic
Tipton	25	All	Geographic
Trousdale	31	All	Geographic
Unicoi		None	No HPSAs in this county
Union	5	All	Geographic
Van Buren	9	All	Geographic
Warren	9	All	Geographic
		Upper Cumberland Primary Care Project - Warren County Health Department	Facility
		Pioneer Pediatrics	Facility
Washington		East Tennessee State University	Facility
		Rural Health Services Consortium, Inc.	Facility
Wayne	20	All	Geographic
Weakley	22	All	Geographic
White	9	All	Geographic
		Upper Cumberland Primary Care Project - White County Health Department	Facility
Williamson		Pro Health Rural Services	Facility
Wilson	31	All	Geographic

*Counties highlighted in gray have no HPSAs.

**Medically Underserved Areas (MUAs) and
Medically Underserved Populations (MUPs), December 2009**

County	Area Name/Parts	Designation Type
Anderson	Census Tracts:	
	207	MUA
	208	MUA
	210	MUA
	212.01	MUA
	212.02	MUA
Bedford	All	MUA
Benton	All	MUA
Bledsoe	All	MUA
Blount	Census Tracts:	
	101	MUA
	105	MUA
	108	MUA
	112	MUA
	113	MUA
	114	MUA
	116.02	MUA
Bradley	Cleveland Division	MUA
	South Bradley Division	MUA
Campbell	All	MUA
Cannon	All	MUA
Carroll	All	MUA
Carter	All	MUA
Cheatham	All	MUA
Chester	All	MUA
Claiborne	All	MUA
Clay	All	MUA
Cocke	All	MUA
Coffee	Beech Grove Division	MUA
	Hillsboro Division	MUA
	Manchester Division	MUA
	Summitville Division	MUA
Crockett	All	MUA
Cumberland	All	MUA
Davidson	Census Tracts:	
	101.02	MUA
	109.03	MUA
	109.04	MUA

**Medically Underserved Areas (MUAs) and
Medically Underserved Populations (MUPs), December 2009**

County	Area Name/Parts	Designation Type
Davidson (continued)	110.01	MUA
	110.02	MUA
	113	MUA
	114	MUA
	117	MUA
	118	MUA
	119	MUA
	123	MUA
	124	MUA
	125	MUA
	126	MUA
	127.01	MUA
	127.02	MUA
	128.01	MUA
	128.02	MUA
	136	MUA
	137	MUA
	139	MUA
	140	MUA
	141	MUA
	142	MUA
	143	MUA
	144	MUA
	145	MUA
	147	MUA
	148	MUA
	160	MUA
161	MUA	
162	MUA	
163	MUA	
164	MUA	
168	MUA	
169	MUA	
170	MUA	
171	MUA	
Decatur	All	MUA
DeKalb	All	MUA
Dickson	Charlotte Division	MUA
Dyer	Mississippi-Obion Division	MUA
	Newbern Division	MUA
Fayette	All	MUA
Fentress	All	MUA
Franklin	All	MUA
Gibson	All	MUA
Giles	All	MUA
Grainger	All	MUA

**Medically Underserved Areas (MUAs) and
Medically Underserved Populations (MUPs), December 2009**

County	Area Name/Parts	Designation Type
Greene (continued)	Baileyton Division	MUA
	Jeroldstown Division	MUA
	Mohawk Division	MUA
	Rheatown-Chucky Division	MUA
	Southeast Nolichucky Division	MUA
	Southwest Nolichucky Division	MUA
Grundy	All	MUA
Hamblen	Whitesburg Division	MUA
Hamilton	Census Tracts:	
	1	MUA
	2	MUA
	4	MUA
	6	MUA
	8	MUA
	10	MUA
	11	MUA
	12	MUA
	13	MUA
	14	MUA
	15	MUA
	16	MUA
	18	MUA
	19	MUA
	20	MUA
23	MUA	
24	MUA	
25	MUA	
26	MUA	
31	MUA	
115	MUA	
Hancock	All	MUA
Hardeman	All	MUA
Hardin	All	MUA
Hawkins	All	MUA
Haywood	All	MUA
Henderson	All	MUA
Henry	Henry Division	MUA
	Puryear Division	MUA
	Springville Division	MUA
Hickman	All	MUA
Houston	All	MUA
Humphreys	Bakerville-Bold Spring Division	MUA
Jackson	All	MUA

**Medically Underserved Areas (MUAs) and
Medically Underserved Populations (MUPs), December 2009**

County	Area Name/Parts	Designation Type
Jefferson	Chestnut Hill Division	MUA
	Dandridge Division	MUA
	Strawberry Plains Division	MUA
	White Pine Division	MUA
Johnson	All	MUA
Knox	Census Tracts:	
	1	MUA
	2	MUA
	3	MUA
	4	MUA
	5	MUA
	6	MUA
	7	MUA
	9	MUA
	10	MUA
	11	MUA
	12	MUA
	13	MUA
	14	MUA
	16	MUA
	17	MUA
	18	MUA
	19	MUA
	20	MUA
21	MUA	
28	MUA	
30	MUA	
31	MUA	
32	MUA	
33	MUA	
Lake	All	MUA
Lauderdale	All	MUA
Lawrence	All	MUA
Lewis	All	MUA
Lincoln	All	MUA
Loudon	All	MUA
Macon	All	MUA
Madison	Census Tracts:	
	5	MUP
	8	MUP
	9	MUP
	10	MUP
11	MUP	
Marion	All	MUA
Marshall	All	MUA

**Medically Underserved Areas (MUAs) and
Medically Underserved Populations (MUPs), December 2009**

County	Area Name/Parts	Designation Type
Maury	Culleoka Division	MUA
	Santa Fe Division	MUA
McMinn	All	MUA
McNairy	All	MUA
Meigs	All	MUA
Monroe	All	MUA
Montgomery	All	MUA
Moore	All	MUA
Morgan	All	MUA
Obion	All	MUA
Overton	All	MUA
Perry	All	MUA
Pickett	All	MUA
Polk	Turtletown Division	MUA
Putnam	Buffalo Valley Division	MUA
	Monterey Division	MUA
Rhea	All	MUA
Roane	All	MUA
Robertson	All	MUA
Rutherford	Christiana Division	MUA
	Kittrell Division	MUA
Scott	All	MUA
Sequatchie	All	MUA
Sevier	Dunn Creek Division	MUA
	Knob Creek Division	MUA
	Sevierville Division	MUA
Shelby	Census Tracts:	
	2	MUA
	3	MUA
	4	MUA
	5	MUA
	6	MUA
	7	MUA
	8	MUA
	9	MUA
	10	MUA

**Medically Underserved Areas (MUAs) and
Medically Underserved Populations (MUPs), December 2009**

County	Area Name/Parts	Designation Type
Shelby (continued)	11	MUA
	12	MUA
	13	MUA
	14	MUA
	15	MUA
	17	MUA
	18	MUA
	19	MUA
	20	MUA
	21	MUA
	22	MUA
	23	MUA
	24	MUA
	25	MUA
	27	MUA
	28	MUA
	30	MUA
	36	MUA
	89	MUA
	90	MUA
	99	MUA
	100	MUA
	101.10	MUA
	101.20	MUA
	102.10	MUA
	102.22	MUA
	103	MUA
	201	MUA
	202.10	MUA
	205.12	MUA
	205.21	MUA
	205.22	MUA
	216.20	MUA
	219.00	MUA
220.10	MUA	
220.21	MUA	
220.22	MUA	
221.11	MUA	
221.12	MUA	
222.10	MUA	
222.20	MUA	
223.10	MUA	
223.21	MUA	
223.21	MUA	
223.30	MUA	
224.10	MUA	
224.21	MUA	
Smith	Forks of the River Division	MUA
Stewart	All	MUA
Sullivan	None	No MUA
Sumner	Census Tracts:	
	201	MUA

**Medically Underserved Areas (MUAs) and
Medically Underserved Populations (MUPs), December 2009**

County	Area Name/Parts	Designation Type
Sumner (continued)	202.01	MUA
	202.02	MUA
	203	MUA
	207	MUA
	208	MUA
Tipton	All	MUA
Trousdale	All	MUA
Unicoi	All	MUA
Union	All	MUA
Van Buren	All	MUA
Warren	All	MUA
Washington	Bethesda Division	MUA
	Telford Division	MUA
Wayne	All	MUA
Weakley	All	MUA
White	All	MUP
Williamson	Bethesda Division	MUA
	Boston Division	MUA
Wilson	All	MUA

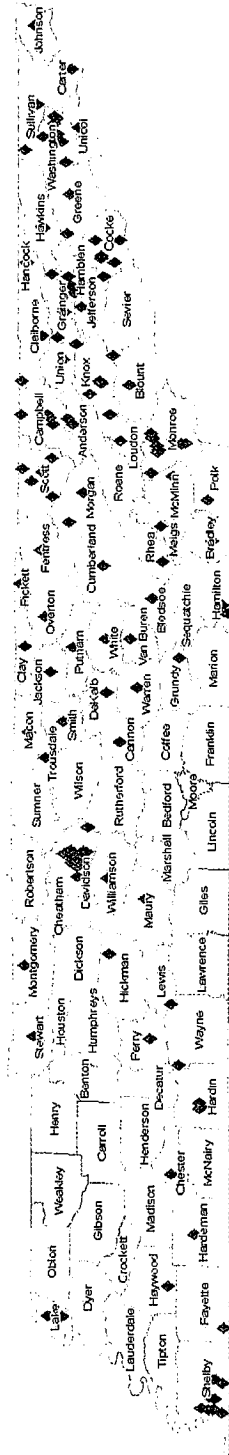
Adult Dental Data for FY08-09			
Region	County	Adult Dental Patients	Adult Dental Visits
Rurals:			
1 – Northeast	010-Carter	252	341
	030-Greene	428	670
	034-Hancock	****	****
	037-Hawkins	89	92
	046-Johnson	150	253
	086-Unicoi	105	117
	090-Washington	278	405
	Total:	1302	1878
2 – East	001-Anderson	***	***
	005-Blount	159	224
	007-Campbell	86	119
	015-Cocke	8	10
	032-Hamblen	57	74
	053-Loudon	2	2
	063-Monroe	***	***
	065-Morgan	****	****
	073-Roane	187	257
	078-Sevier	17	17
	Total:	516	703
3 – Southeast	004-Bledsoe	133	171
	006-Bradley	53	53
	031-Grundy	388	516
	058-Marion	****	****
	054-McMinn	134	148
	061-Meigs	169	233
	072-Rhea	210	277
	Total:	1087	1398
4 – Upper Cumberland	008-Cannon	1	1
	018-Cumberland	14	14
	021-DeKalb	14	22
	025-Fentress	****	****
	044-Jackson	4	5
	056-Macon	4	4
	067-Overton	19	17
	069-Pickett	5	2
	071-Putnam	131	138
	080-Smith	21	28
	088-VanBuren	1	0
	089-Warren	6	3
	093-White	9	10
	Total:	229	244
5 – Mid Cumberland	022-Dickson	315	414
	063-Montgomery	190	181
	074-Robertson	57	89

Adult Dental Data for FY08-09			
Region	County	Adult Dental Patients	Adult Dental Visits
	075-Rutherford	19	20
	081-Stewart	9	10
	094-Williamson	333	461
	095-Wilson	412	441
	Total:	1335	1616
6 – South Central	051-Lewis	140	227
	052-Lincoln	156	296
	060-Maury	405	719
	Total:	701	1242
7 – West	024-Fayette	241	473
	027-Gibson	157	242
	035-Hardeman	460	711
	049-Lauderdale	356	477
	084-Tipton	344	600
	Total:	1558	2503
Metros	Hamilton	532	1184
	Davidson*	0	0
	Sullivan**	304	618
	Knox	2320	4388
	Shelby	0	0
	Total:	3156	6190
*Data represents patients referred to Downtown Clinic. As of November 1, 2008-no adult dental data will be available on Davidson Co. as the Downtown Clinic is now under United Neighborhood Health Services.			
FY2010- Davidson has agreement with Matthew Walker Comprehensive Care Clinic to see some Metro Davidson adult emergency patients.			
**Sullivan did provide adult dental emergency care in FY09 but currently does not provide any adult dental emergency care.			
***Data NOT entered into PTBMIS.			
****Vacant Dentist position during the report period.			

Adult Dental Data for FY07-09					
		FY07-08	FY08-09	FY07-08	FY08-09
HD Type		Adult Dental Patients	Adult Dental Patients	Adult Dental Visits	Adult Dental Visits
Rurals	1-Northeast	445	1302	532	1878
	2-East	460	516	727	703
	3-Southeast	725	1087	979	1398
	4-Upper Cumberland	163	229	171	244
	5-Mid-Cumberland	857	1335	1032	1616
	6-South Central	169	701	257	1242
	7-West	793	1558	1197	2503
	Totals:	3612	6728	4895	9584
Metros	Knox	1782	2320	3916	4388
	Sullivan**	99	304	123	618
	Davidson*	0	0	0	0
	Hamilton	563	532	960	1184
	Shelby	0	0	0	0
	Totals:	2444	3156	4999	6190
	*Data represents patients referred to Downtown Clinic. As of November 1, 2008, no adult dental data will be available on Davidson County as the Downtown Clinic is now under United Neighborhood Health Services. For FY2010, Davidson County has an agreement with Matthew Walker Comprehensive Care Clinic to see some Metro Davidson adult dental emergency patients.				
	**Sullivan did provide adult dental emergency care in FY09 but currently does not provide any adult dental emergency care.				

Tennessee Department of Health Healthcare Safety Net FQHC Grant Recipients Serving a 30-Mile Radius Buffer

January, 2010



Legend

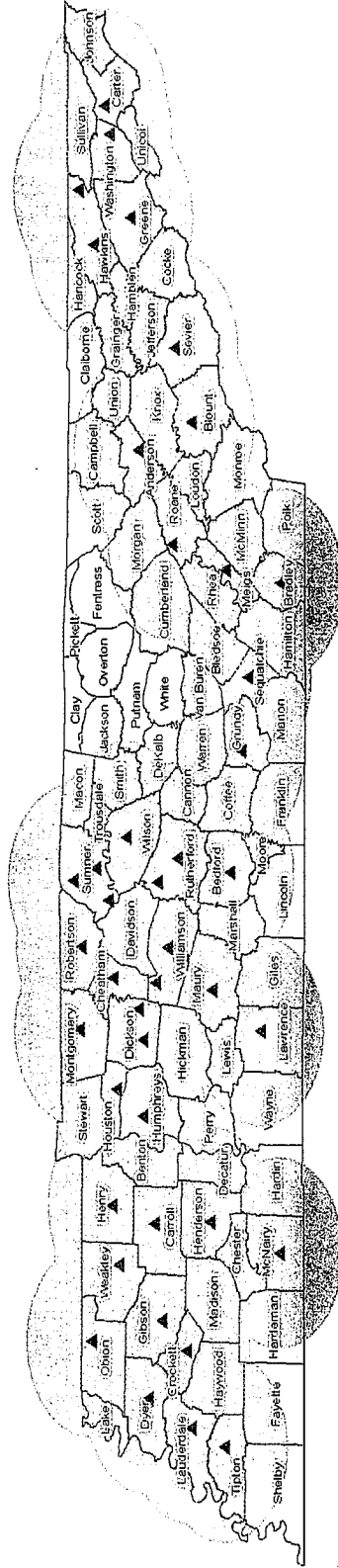
- ◆ FQHC Sites
- FQHC Service Area

*For the purposes of this endeavor Upper Cumberland County Health Departments and Stewart County Health Department are only reflected as FQHCs

Tennessee Department of Health
Office of Policy Planning & Assessment
Surveillance, Epidemiology & Evaluation

Tennessee Department of Health Local Health Department Primary Care Sites Serving a 30-Mile Radius

January, 2010



Legend

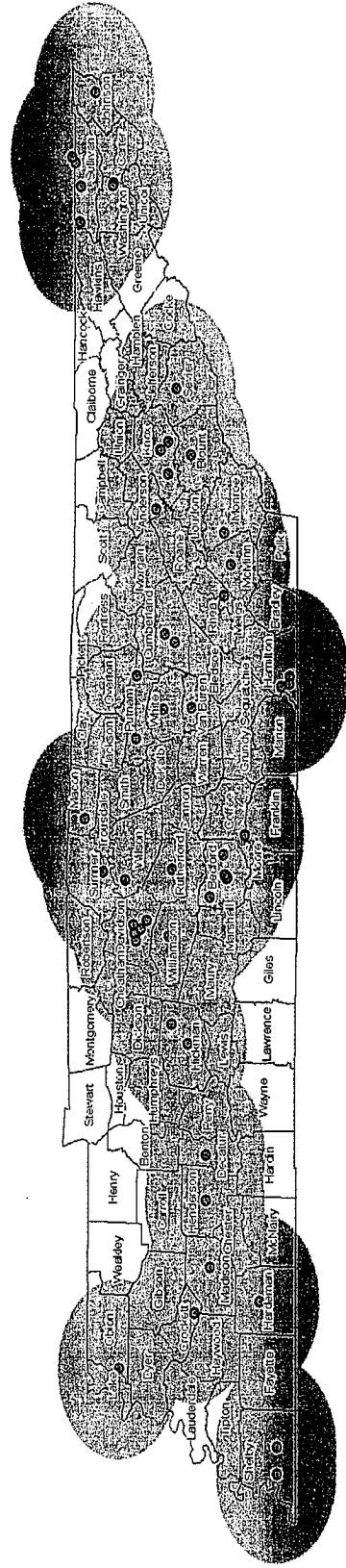
- ▲ Local Health Department Sites
- ▨ Local Health Department Service Area

*For the purposes of this endeavor Upper Cumberland County Health Departments and Stewart County Health Department are only reflected as FQHCs

Tennessee Department of Health
Office of Policy Planning & Assessment
Surveillance, Epidemiology & Evaluation

Tennessee Department of Health Safety Net Primary Care Sites Serving a 30-Mile Radius

January, 2010



*For the purposes of this endeavor Upper Cumberland County Health Departments and Stewart County Health Department are only reflected as FQHCs

Legend

- Safety Net Sites
- Safety Net Service Area

Tennessee Department of Health
Office of Policy Planning & Assessment
Surveillance, Epidemiology & Evaluation

Healthcare Safety Net Services

Region	County	FQHC Sites	Primary Care Health Department (excluding LHD/FQHC)	Community or Faith-Based Grantee(s) (FY2008)	Mental Health Service Providers	Adult Dental Services Health Department	Adult Dental Emergency Safety Net Services	Adult Dental FQHC
North East	Carter	1	1		1	x		
North East	Greene	1	1		2	x		
North East	Hancock	8			1	x		x
North East	Hawkins	4	2		1	x		
North East	Johnson	0		3	1	x	x	
North East	Unicoi	1			1	x		
North East	Washington	4	1	1	1	x		
North East Totals		19	5	4	8			

Region	County	FQHC Sites	Primary Care Health Department (excluding LHD/FOHC)	Community or Faith-Based Grantee(s) (FY2008)	Mental Health Service Providers	Adult Dental Services Health Department	Adult Dental Emergency Safety Net Services	Adult Dental FQHC
East	Anderson	1	1	1	1	x	x	
East	Blount	2	1	1	3	x	x	
East	Campbell	5			1	x		x
East	Claiborne	2			1			
East	Cocke	5			1	x		
East	Grainger	4			1			x
East	Hamblen	3			1	x		
East	Jefferson	2			2			
East	Loudon	1			4	x		
East	Monroe	12	0	1	4	x		
East	Morgan	2			1	x		x
East	Roane	0	1		1	x		
East	Scott	5			1			x
East	Sevier	1	1		4	x	x	
East	Union	1			1			x
East Totals		46	4	3	27			

Region	County	FQHC Sites	Primary Care Health Department (excluding LHD/FOHC)	Community or Faith-Based Grantee(s) (FY2008)	Mental Health Service Providers	Adult Dental Services Health Department	Adult Dental Emergency Safety Net Services	Adult Dental FQHC
Southeast	Bledsoe	1			1	x		
Southeast	Bradley	1	1		1	x		
Southeast	Franklin	0			1			
Southeast	Grundy	1	1		1	x		
Southeast	McMinn	1		1	1	x		
Southeast	Marion	0			1	x		
Southeast	Meigs	1	1	1	1	x		
Southeast	Polk	1			1			
Southeast	Rhea	1			1	x		
Southeast	Sequatchie	0	1		1			
Southeast Totals		7	4	2	10			

Healthcare Safety Net Services

Region	County	FQHC Sites	Primary Care Health Department (excluding LHD/FOHC)	Community or Faith-Based Grantee(s) (FY2008)	Mental Health Service Providers	Adult Dental Services Health Department	Adult Dental Emergency Safety Net Services	Adult Dental FQHC
Upper Cumberland	Cannon	1			1			x
Upper Cumberland	Clay	1			1			
Upper Cumberland	Cumberland	1		2	1			x
Upper Cumberland	DeKalb	1			1			x
Upper Cumberland	Fentress	1			1			x
Upper Cumberland	Jackson	1			1			x
Upper Cumberland	Macon	1		1	1			x
Upper Cumberland	Overton	1			1			x
Upper Cumberland	Pickett	1			1			x
Upper Cumberland	Putnam	1		2	1			x
Upper Cumberland	Smith	1			1			x
Upper Cumberland	Van Buren	1		1	1			x
Upper Cumberland	Warren	1			2			x
Upper Cumberland	White	1		1	1			x
Upper Cumberland Totals:		14	0	7	15			

Region	County	FQHC Sites	Primary Care Health Department (excluding LHD/FOHC)	Community or Faith-Based Grantee(s) (FY2008)	Mental Health Service Providers	Adult Dental Services Health Department	Adult Dental Emergency Safety Net Services	Adult Dental FQHC
Mid-Cumberland	Cheatham	0	1		1			
Mid-Cumberland	Dickson	0	2		2	x		
Mid-Cumberland	Houston	0	1		1			
Mid-Cumberland	Humphreys	0	1		1			
Mid-Cumberland	Montgomery	1	1		1	x		x
Mid-Cumberland	Robertson	0	1		1	x		
Mid-Cumberland	Rutherford	0	2	1	1	x		
Mid-Cumberland	Stewart	1			1			x
Mid-Cumberland	Sumner	0	3	2	2	x		
Mid-Cumberland	Trousdale	0			1			
Mid-Cumberland	Williamson	1	2	1	1	x		
Mid-Cumberland	Wilson	0	1	1	1	x		
Mid-Cumberland Totals		3	15	5	14			

Healthcare Safety Net Services

Region	County	FQHC Sites	Primary Care Health Department (excluding LHD/FQHC)	Community or Faith-Based Grantee(s) (FY2008)	Mental Health Service Providers	Adult Dental Services Health Department	Adult Dental Emergency Safety Net Services	Adult Dental FQHC
South Central	Bedford	0	1	6	1			
South Central	Coffee	0		1	1			
South Central	Giles	0			1			
South Central	Hickman	1		2	1			
South Central	Lawrence	0	1		1			
South Central	Lewis	0			1	x		
South Central	Lincoln	0			1	x		
South Central	Marshall	0			1			
South Central	Maury	1	1		1	x		
South Central	Moore	0						
South Central	Perry	1			2			
South Central	Wayne	1			1			
South Central Totals		4	3	9	12			

Region	County	FQHC Sites	Primary Care Health Department (excluding LHD/FQHC)	Community or Faith-Based Grantee(s) (FY2008)	Mental Health Service Providers	Adult Dental Services Health Department	Adult Dental Emergency Safety Net Services	Adult Dental FQHC
West	Benton	0			1			
West	Carroll	0	1		1	x		
West	Chester	0		0	1			
West	Crockett	0	1	1				
West	Decatur	0		1	1			
West	Dyer	0	1		3			
West	Fayette	0			2	x		
West	Gibson	0	1		2	x		
West	Hardeman	5		1	2	x		
West	Hardin	4			1			
West	Haywood	0			3			
West	Henderson	0	1	1	3			
West	Henry	0	1		1			
West	Lake	0			3			
West	Lauderdale	0	1		1			
West	McNairy	0	1		1			
West	Obion	0	1		3			
West	Tipton	0	1		1	x		
West	Weakly	0	1		4			
West Totals		9	11	4	34			

Region	County	FQHC Sites	Primary Care Health Department (excluding LHD/FQHC)	Community or Faith-Based Grantee(s) (FY2008)	Mental Health Service Providers	Adult Dental Services Health Department	Adult Dental Emergency Safety Net Services	Adult Dental FQHC
Metro	Davidson	19		7	5		x	x
Metro	Hamilton	3		3	2			x
Metro	Knox	5		4	4	x	x	
Metro	Madison	0		1	3	x		
Metro	Shelby	10		2	6		x	x

Healthcare Safety Net Services

Metro	Sullivan	3		3	1			X
Metro Totals		40	0	20	21			

Tennessee Totals		142	42	54	141			
-------------------------	--	------------	-----------	-----------	------------	--	--	--