

Permit Purchase and Permit Printing

Return to core.tn.gov

Enter your User ID and Password

Click Sign In



Comprehensive Online Regulatory & Enforcement System

Public Search | File a Complaint
Need Help | Contact Us

Returning User

* * are required.

*User ID:

*Password:

[Forgot user ID?](#) [Forgot password?](#)

New User

[Register a new account](#)



You must create a new online account even if you already use e-services. Your online account is separate from your e-Services account.



Sign-up and manage your licenses

Welcome to the Comprehensive Online Regulatory and Enforcement System. If you are a new user and wish to use this system, please select the "Register a new account" link on the left hand side of your screen.

If you have forgotten your user ID or password, select the appropriate link on the left hand side of your screen to recover your account.

Video Tutorials

- [Video: New Account](#)
- [Video: New Application](#)
- [Video: License Renewal](#)
- [Video: New Account Android](#)
- [Video: New Application Android](#)
- [Video: New Account iPhone](#)
- [Video: New Application iPhone](#)

THIS SYSTEM IS FOR AUTHORIZED USE ONLY!

Use of this system constitutes consent to monitoring, interception, recording, reading, copying or capturing by authorized personnel of all activities. There is no right to privacy in this system. Unauthorized use of this system is prohibited and subject to criminal and civil penalties.

From the Quick Start Menu

In the drop-down box "Board", select "Permits – Electrical and Residential".

Click Select

Department of
Commerce &
Insurance

Logged in as *Green, Jennifer*

[Update Profile](#) | [Logoff](#)

Quick Start Menu

To start choose an option and you will return to this Quick Start menu after you have finished.

License Information
No License Information Available

Apply for a New Type of License, Permit or Registration -- NOT FOR RENEWAL

What are you applying for?

<Choose Board>

- Fire Protection Sprinkler Systems
- Fireworks
- Funeral Directors & Embalmers
- Geologists
- Home Inspectors
- Land Surveyors
- Liquefied Petroleum Gas
- Locksmiths
- Manufactured Housing
- Modular Buildings
- Motor Vehicle
- Permits – Electrical and Residential**
- Polygraph
- Private Investigation

Account

© 2015. Iron Data

In the drop-down box labeled "Choose Application"

Select the type of Permit you are purchasing. *Note this example is a Standard Electrical Permit*

Residential Permits are for Residential Constuction/Building

Standard Electrical Permits are for all electrical work

Click Slect

The screenshot shows the user interface for applying for a new license or permit. At the top left is the TN Department of Commerce & Insurance logo. The user is logged in as Jennifer Green. The main content area is titled "Quick Start Menu" and includes a "License Information" box showing "No License Information Available". Below this, there is a section for "Apply for a New Type of License, Permit or Registration -- NOT FOR RENEWAL". The user is asked "What are you applying for?" and has selected "Permits - Electrical and Residential". A dropdown menu for "Choose Application" is open, showing options: "Non-Standard Electrical Proposal", "Residential - Single Family", "Residential - THDA Rehab", "Residential - Townhouse", "Residential - Two Family", and "Standard Electrical". The "Standard Electrical" option is highlighted. There are "Select" buttons next to the dropdown and another "Select" button for "Registration to your Account".

On the Introduction screen, read and then click "Next"

The screenshot shows the "Standard Electrical - Introduction" screen. The user is logged in as Jennifer Green. The main content area is titled "Standard Electrical - Introduction" and includes a "Function Suitability" section. The user is asked to read the introduction and then click "Next". The introduction text states: "This application is for the purchase of electrical permits and inspections for installation of electrical conductors and equipment within or on public and private buildings or other structures, including manufactured homes, modular building units and recreational vehicles not otherwise exempt under the provisions of Tenn. Code Ann. Title 68, Chapters 102 and 126; and floating buildings and other premises such as yards, carnivals, parking and other lots; and industrial substations. Installation of conductors that connect to the supply of electricity. Installations of other outside conductors on the premises. Press "Next" to continue. Press "Cancel" to cancel this application and return to the main menu. Final processing of your application is subject to administrative review." There are "Next" and "Cancel" buttons at the bottom right.

Answer (Yes or No) for each of the questions

Click Next

Department of Commerce & Insurance

Logged in as *Hodgin, James Rob*

[Update Profile](#) | [Logoff](#)

Standard Electrical - Function Suitability

Answer the questions and press "Next".
Press "Previous" to return to the previous section.
Press "Cancel" to cancel this application and return to the main menu.

Question	Answer
Will the purchase of this permit be for electrical services within the range of 0-1000 amperes capacity?	<input checked="" type="radio"/> Yes <input type="radio"/> No
Did the project at the construction location fail an inspection?	<input type="radio"/> Yes <input type="radio"/> No

[Previous](#) [Next](#) [Cancel](#)

Enter the Organization/Homeowner Name

- If the permit is being purchased by a company, enter the company's name
- Enter the homeowner name only if it is the homeowner purchasing the permit to perform work on their own residence

Department of Commerce & Insurance

Logged in as *Hodgin, James Rob*

[Update Profile](#) | [Logoff](#)

Standard Electrical - Name and Organizational Details

Please review your organizational details and press "Next" to continue.
Press "Previous" to return to the previous section.
Press "Cancel" to cancel this application and return to the main menu.

* Organization/ Home Owner Name:

Doing Business As/ Home Owner Name:

[Previous](#) [Next](#) [Cancel](#)

Enter the three (3) required addresses with the required information:

- Main
- Construction Location
- Owner (permit owner) - **the email address entered here will receive the inspection reports**

Click Next

Zip codes can be looked up and will auto populate the city, state, county and country

If multiple counties are presented confirm the county with the customer

If an address is the same as one that has already been entered, the copy button can be used to copy the information

The screenshot shows a web application interface for entering contact information. At the top left is the logo for the Tennessee Department of Commerce & Insurance. At the top right, it says "Logged in as Hodgin, James Rob" with links for "Update Profile" and "Logoff".

On the left side, there is a navigation menu with the following items: Introduction, Function Suitability, Name and Personal/Organization Details, Contact Information, Electrical Provider (highlighted in red), Inspection Services, Contractor, Affirmation Detail, Attachments, and Summary (pre-fees).

The main content area is titled "Standard Electrical - Contact Information". It contains the following text and instructions:

- Main address:** Contractor or home owner purchasing the permit. **Note:** A valid phone number and email address is highly recommended.
- Construction address:** Location the electrical services will be performed. **Note:** Please enter all information in the required areas notated with a * (red asterisk). The street number and street address can be the lot number or N/A.
- Owner address:** The contact information for the purchaser of the permit.

Below the instructions, there is a section for "Main address: Contractor or home owner purchasing the permit." with the following fields:

- Street Number: 500
- Address: [Redacted]
- Zip Code: [Redacted]
- City: NASHVILLE
- State: Tennessee
- County: Davidson
- Country: United States
- Phone Number: 123-456-7412 (999-999-9999)
- Extension: [Redacted]
- E-mail: [Redacted]
- Fax #: [Redacted]
- Website: [Redacted]

Construction address: Location the electrical services will be performed.

Copy From:

• Street Number:

• Address:

• Zip Code:

• City:

• State:

• County:

Country:

• Phone Number: (000-000-0000)

Extension:

Title:

• First Name:

Second Name:

• Last Name:

Or

• Organization Name:

Owner address: The contact information for the purchaser of the permit.

Copy From:

• Street Number:

• Address:

• Zip Code:

• City:

• State:

• County:

Country:

• Phone Number: (000-000-0000)

Extension:

E-mail:

Title:

• First Name:

Second Name:

• Last Name:

Or

• Organization Name:

Based on the construction location county you will be presented of a list of electrical providers

Select the provider for the construction location

Logged in as **Hodgin, James Rob**


[Update Profile](#) | [Logoff](#)

Introduction	Standard Electrical - Electrical Provider
Function Suitability	NOTE: It is the permit purchaser's responsibility to make necessary contact with the power provider that will be serving you before permits are purchased.
Name and Personal/Organization Details	If you do not see your electrical provider in the list, check the construction location county in contact information to ensure that it is correct. Press "Back" to return to the previous screen.
Contact Information	Press "Next" to continue.
Electrical Provider	Press "Cancel" to cancel this application and return to the main menu.
Inspection Services	* Please select the Electrical provider associated with the construction address.
Contractor	<div data-bbox="735 783 1149 810">1416-JELICO ELECTRIC SYSTEM -- JELICO ▾</div> <div data-bbox="735 831 1149 858">1416-JELICO ELECTRIC SYSTEM -- JELICO</div> <div data-bbox="735 858 1149 886">1494-LAFOLLETTE UTILITIES -- LAFOLLETTE</div> <div data-bbox="735 886 1149 913">763-CLINTON UTILITIES BOARD -- CLINTON</div>
Affirmation Detail	<div data-bbox="1279 873 1333 905">Back</div> <div data-bbox="1349 873 1403 905">Next</div> <div data-bbox="1419 873 1485 905">Cancel</div>
Attachments	
Summary (pre-fees)	

Select who is purchasing the permit (Contractor or Home Owner)

Select the Permit Type and the Occupancy Type

Select the services needed



Logged in as **Hodgin, James Rob**

[Update Profile](#) | [Logoff](#)

- Introduction
- Function Suitability
- Name and Personal/Organization Details
- Contact Information
- Electrical Provider
- Inspection Services
- Contractor
- Affirmation Detail
- Attachments
- Summary (pre-fees)

Standard Electrical - Inspection Services

A minimum of two (2) inspections shall be required on wiring installed within or on public and private buildings or other structures. The installer shall notify the electrical inspector in writing whenever any part of a wiring installation is to be hidden from view by insulation or the permanent placement of part of the building. No wiring or raceways shall be concealed until it has been inspected and approved by the inspector. A final inspection shall be requested upon completion of the entire electrical installation.

NOTE: An HVAC inspection must be purchased if a HVAC system is to be installed at the construction location. Final inspection will not pass inspection without an HVAC inspection, if needed.

Fee Schedule

Service Size	0-200	201-400	401-600	601-1000	Rough-In	HVAC	Re-inspect	Consultation	Service Release	Temporary
Permit Fee	\$35.00	\$40.00	\$50.00	\$90.00	\$35.00	\$35.00	\$35.00	\$50.00	Based on Service Size	Based on Service Size

Press "Back" to return to the previous screen.
 Press "Next" to continue.
 Press "Cancel" to return to the main menu.

Contractor/LLE
 Home Owner

Permit Type: ▼

 Occupancy Type: ▼

Service Size/ Per Permit Fee	Final Inspection	Service Release	Temporary	Occupancy Authorization	# of Floors
0 - 200/ \$35.00 per permit	<input type="checkbox"/>	<input type="checkbox"/>	<input type="checkbox"/>	<input type="checkbox"/>	<input type="checkbox"/>
201 - 400/ \$40.00 per permit	<input type="checkbox"/>	<input type="checkbox"/>	<input type="checkbox"/>	<input type="checkbox"/>	<input type="checkbox"/>
401 - 600/ \$50.00 per permit	<input type="checkbox"/>	<input type="checkbox"/>	<input type="checkbox"/>	<input type="checkbox"/>	<input type="checkbox"/>
601 - 1000/ \$90.00 per permit	<input type="checkbox"/>	<input type="checkbox"/>	<input type="checkbox"/>	<input type="checkbox"/>	<input type="checkbox"/>

Inspection Type

Rough In/
\$35.00 per permit

HVAC/
\$35.00 per permit

Consultation/
\$50.00 per permit

Back
Next
Cancel

Select the type of contractor that they are using.

Enter their license number if known or do a Name Search to locate the correct contractor

Department of Commerce & Insurance

Logged in as **Hodgin, James Rob**

[Update Profile](#) | [Logoff](#)

Standard Electrical - Contractor

Please visit <http://verify.tn.gov/> to verify the contractor performing the work at the construction location is currently licensed in the State of Tennessee.

Enter License Number and press "Find" to validate contractor.
Press "Name Search" to lookup a contractor by name.
Press "Back" to return to the previous screen.
Press "Next" to continue.
Press "Cancel" to cancel this application and return to the main menu.

Contractor

- * License Type:
- * License Number:

Name Search

Back **Next** **Cancel**

Confirm that the contractor information displayed is correct and click next

Department of Commerce & Insurance

Logged in as **Hodgin, James Rob**

[Update Profile](#) | [Logoff](#)

Standard Electrical - Contractor

Please visit <http://verify.tn.gov/> to verify the contractor performing the work at the construction location is currently licensed in the State of Tennessee.

Enter License Number and press "Find" to validate contractor.
Press "Name Search" to lookup a contractor by name.
Press "Back" to return to the previous screen.
Press "Next" to continue.
Press "Cancel" to cancel this application and return to the main menu.

Contractor

- * License Type:
- * License Number:
- * Name:
- * License Number:
- * License Status:
- * License Expiry:

Find **Name Search**

Back **Next** **Cancel**

Enter the contact information of the person appearing before Issuing Agent

Department of Commerce & Insurance

Logged in as **Whaley, Kimberly**

[Update Profile](#) | [Logoff](#) | [Contact Us](#)

Introduction

- Function Suitability
- Name and Personal/Organization Details
- Contact Information
- Electrical Provider
- Inspection Services
- Contractor

Affirmation Detail

- Attachments
- Summary (pre-fees)

Standard Electrical - Affirmation Detail

Affirmation Detail

Contact information for the individual completing application/appearing in front of Issuing Agent

* First Name

* Last Name

* Position/Title

* Phone Number

Email

[Back](#) [Next](#) [Cancel](#)

This screen is for attachments – no information is required to be attached.

Click Next

Department of Commerce & Insurance

Logged in as **Hodgin, James Rob**

[Update Profile](#) | [Logoff](#)

Introduction

- Function Suitability
- Name and Personal/Organization Details
- Contact Information
- Electrical Provider
- Inspection Services
- Contractor
- Affirmation Detail

Attachments

- Summary (pre-fees)

Standard Electrical - Attachments

For your convenience, this section is provided for any files you would like to submit. The file formats accepted at this time include txt, cxt, gif, jpeg, jpg, png, doc, docx, rtf and pdf.

Locate a file with the "Browse" button, then select "Open." To finish uploading your attachment, select "Attach."

Press "Next" when there are no more files to attach.

Press "Back" to return to the previous screen.

Press "Cancel" to cancel this application and return to the main menu.

File Name: No file chosen

Notes:

[Attach](#) [Back](#) [Next](#) [Cancel](#)

Review the application summary – edit any sections as needed

If complete click Next

Logged in as **Hodgin, James**
[Update Profile](#) | [Logout](#)

- Introduction
- Function Suitability
- Name and Personal/Organization Details
- Contact Information
- Electrical Provider
- Inspection Services
- Contractor
- Affirmation Detail
- Attachments
- Summary (pre-fees)

Standard Electrical - Application Summary

Review the data and press "Next" to continue.
Press "Previous" to return to the previous section.
Press "Cancel" to cancel this application and return to the main menu.

Application Details

License Type:	Standard Electrical	Application Date:	01/16/2020
---------------	---------------------	-------------------	------------

Organization Details

Organization Name:	[REDACTED]	Doing Business As Name:	Bill Campbell	Entity Type:	
--------------------	------------	-------------------------	---------------	--------------	--

[Edit](#)

General Addresses

Main address: Contractor or home owner purchasing the permit. [Edit](#)

[REDACTED]
[REDACTED]
Davidson 37221 US

Phone Number: [REDACTED]
E-mail: [REDACTED]

Construction address: Location the electrical services will be performed.

[REDACTED]
[REDACTED]
CARYVILLE, Tennessee

Phone Number: [REDACTED]

Owner address: The contact information for the purchaser of the permit.

[REDACTED]
[REDACTED]
NASHVILLE, Tennessee
Davidson 37221 US

Phone Number: [REDACTED]
E-mail: [REDACTED]

Affirmation Detail

First Name
 Last Name
 Position/Title
 Phone Number
 Email

[REDACTED]
 [REDACTED]
 [REDACTED]
 [REDACTED]

[Edit](#)**Issuing Agent**

Name:
 License Number:

[REDACTED]
 [REDACTED]

Contractor

Name:
 License Number:
 Main Address:

 Phone Number:
 Extension:
 E-mail:

[REDACTED]
 51976
 [REDACTED]

 NASHVILLE, TN Davidson
 [REDACTED]
 [REDACTED]
 3544
 [REDACTED]

[Edit](#)**Electrical Provider**

Name: 1416-JELICO ELECTRIC SYSTEM

[Edit](#)**Inspection Services**

Permit User: Contractor
 Permit Type: Single Family
 Occupancy Type: Residential


[Edit](#)

Service Size	Final Inspection	Service Release	Temporary	Occupancy Authorization	# of Floors
0 - 200	1	1	1		2
201 - 400					
401 - 600					
601 - 1000					
Inspection Type					
Rough In	1				
HVAC	1				
Consultation					

[Previous](#) [Next](#) [Cancel](#)

Enter the response to the attestation

Click Submit



Logged in as **Whaley, Kimberly**
[Update Profile](#) | [Logout](#) | [Contact Us](#)

Introduction	Standard Electrical - Attestation
Function Suitability	Press "Previous" to return to the previous section.
Name and Personal/Organization Details	Press "Submit" to continue.
Contact Information	Press "Cancel" to cancel this application and return to the main menu.
Electrical Provider	I hereby attest, under penalty of perjury, by pressing "Submit," that I am authorized to purchase this permit for the property listed or authorized as an Issuing Agent to process the purchase of this permit for the property listed. I further authorize that by pressing "Submit," I am authorizing such payment to be made or accepting payment as the Issuing Agent. I understand that failure of the payment to process correctly may result in penalties as if the payment had not been made, and the permit holder remains liable for such charges, as provided by law, and any penalties or permit revocation that may attach.
Inspection Services	<input checked="" type="radio"/> Yes
Contractor	<input type="radio"/> No
Affirmation Detail	
Attachments	
Summary (pre-fees)	

[Previous](#) [Submit](#) [Cancel](#)

After clicking Submit the application summary will be sent via email to the email address associated with the online account

Application Summary

1/16/20 8:07 AM

Page 1 of 3

License Type: Standard Electrical
File Number: 587914
Application: Standard Electrical
Application Date: 01/16/2020 (mm/dd/yyyy)


Organization Detail

Organization Name: [REDACTED] Electric
Business Name: [REDACTED]

Addresses

Main address: Contractor or home owner purchasing the permit

Click Pay Now for credit card and eCheck payments



Department of
Commerce &
Insurance


Logged in as *Hodgin, James Rob*

[Update Profile](#) | [Logoff](#)

Fee and Summary Report

Your application data has been submitted. Click on "View PDF Summary Report" and print this report for your records.
You are required to pay the amount below for your application to be processed.
Press "Pay Offline" to proceed with offline payment.
Press "Pay Now" to proceed to the fee payment page.


Fees	
SE Final 0-200:	\$35.00
Electrical Agent Fee:	\$2.00
SE Rough In:	\$35.00
SE HVAC Fee:	\$35.00
SE Serv Rel 0-200:	\$35.00
SE Temp 0-200:	\$35.00
Total Amount Due:	\$177.00

[Pay Now](#) [View PDF Summary Report](#) 

Select the fee

Select the type of payment you are using

Click Next




Department of
Commerce &
Insurance

Logged in as *Hodgin, James Rob*

[Update Profile](#) | [Logoff](#)

Online Application Payment

Select the application(s) that you wish to pay for and press "Next" to continue.
Press "Show Fee Details" to show a breakdown of the fee amounts
Press "Cancel" to return to the Quick Start Menu.


Application Number	Description	License Number	License Type	Applicant Name	Fee
231	Standard Electrical		Electrical Permit	BELL ELECTRIC	\$177.00 

Payment Method

- American Express
- Discover
- eCheck
- MasterCard
- PIN-less Debit
- Visa

[Next](#) [Show Fee Details](#) [Cancel](#)

Click Next



Department of
Commerce &
Insurance

Logged in as **Hodgin, James Rob**

[Update Profile](#) | [Logoff](#)

Confirm Payment Details

To proceed with the payment process for the displayed application(s) and payment method, click "Next".
Press "Cancel" if you wish to return to the Online Application Payment screen to select a different payment method.

Application Number	Description	Applicant Name	Fee
231	Standard Electrical	BELL ELECTRIC	\$177.00
Total			\$177.00


Payment Method: **American Express**

[Next](#) [Cancel](#)

Review the Billing information and make any needed updates (information is pulled from the main address)

Enter the credit card or eCheck information

Click Submit



Department of
Commerce &
Insurance

Logged in as **Hodgin, James Rob**

[Update Profile](#) | [Logoff](#)

Payment Card Information

The Billing Information pre-populated below was obtained from the MA - Main Address associated with your license.
You may use any of the identified accepted payment card types without returning to the previous screens to change your method of payment.

I hereby attest, under penalty of perjury, by pressing "Submit", that I am authorized to make payment from the account entered into the "Payment Card Information" fields and that, by pressing that button, I am authorizing such payment to be made. I understand that failure of such payment to process correctly may result in penalties as if I had not made the payment at all and I may remain liable for such charges, as provided by law, as well as any penalties that may attach.


Change your billing information if necessary. Enter your payment card information, then press 'Submit' to continue.
Press 'Cancel' to cancel this payment process.

Billing Information	Payment Card Information
* Name: <input type="text"/>	Accepted: American Express, Discover, MasterCard, PIN-less Debit, Visa
* Mailing Address: <input type="text"/> 500 James Robertson Parkway	* Card Number: <input type="text"/>
* City: <input type="text"/> NASHVILLE	* Expiration Month: <input type="text"/>
* Country: <input type="text"/> United States	* Expiration Year: <input type="text"/>
* State: <input type="text"/> Tennessee	* CVV: <input type="text"/>
* Zip/Postal Code: <input type="text"/> 37221	Amount: \$177.00
* Phone Number: <input type="text"/> 123-456-7412	
* Email Address: <input type="text"/>	

[Submit](#) [Cancel](#)

Payment Confirmation Screen

Click Next



Department of
Commerce &
Insurance

Logged in as *Hodgin, James Rob*

[Update Profile](#) | [Logoff](#)

Online Application Payment Success

Press "Next" to return to the Quick Start Menu.

Amount Paid: \$177.00

Transaction Identifier: ██████████

Trace Number: ██████████

Application Number	Description	Applicant Name	Fee
8003-231	Standard Electrical	█████████ Electric	\$177.00

[Next](#)

After clicking next the payment summary will be sent via to the email address associated with the online account and you will be redirected back to the Quick Start Menu



Tennessee Department of Commerce and Insurance Online Payment Summary

Amount Paid: 177.00
Transaction Identifier: ██████████
Batch Trace Number: ██████████
Payment Date: 01/16/2020

Application Number	Description	Applicant Name	Fee	Trace Number	Remitter	Beneficiary
█████████	Standard Electrical	█████████	177.00	█████████	█████████	█████████ Bell Electric

Print Permit

Begin on the Quick Strat Menu

Search under Manage you License, Permit or Registration

Locate the permit number that you want to print.

Click the drop down and select "Print License Certificate"

Department of Commerce & Insurance

Logged in as *Whaley, Kimberly*

[Update Profile](#) | [Logoff](#) | [Contact Us](#)

Quick Start Menu
To start choose an option and you will return to this Quick Start menu after you have finished.

Manage your License, Permit or Registration information

Residential and Electrical Permit [REDACTED] <Choose Application>

Additional Activities

Make Online Payments

Make Offline Payments

Add Existing License, Permit or Registration to your Account -- Such As Renewal

License Information

License Number: 3670100

License Type: Residential and Electrical Permit

© 2015. Iron Data

The permit will display on the screen and you will be able to print it.

If the permit does not automatically display, ensure the you have the pop-up blocker turned off and try again.



ELECTRICAL PERMIT

Permit #: 3670100 **Entity:** [REDACTED]

Electrical Provider: 1416-JELICO ELECTRIC SYSTEM **Zip Code:** [REDACTED]

County: 47013-Campbell

Tenn. Comp. R & Regs. 0780-02-01-.05(8) A copy of the permit shall be placed in the service equipment enclosure as soon as such enclosure is installed.

Expiration Date: January 15, 2022
Issue Date: January 16, 2020

Permit Type: Single Family

Permit Owner: [REDACTED] Electric

Permit Owner Phone Number: [REDACTED]

Contractor Name:

Contractor Phone: [REDACTED]